



**CACO, INC.**  
WINDOW FASHIONS

Version 2  
4/15/24

# **Retail Price Guide 2024**

## **Boone Cellular Shades**

## Table of Contents

---

<u>Customer Service Policies</u>	1-2
<u>Boone Collection Cellular Shades</u>	
Features & Benefits	3
Style Options	4
Headrail and Stacking Charts	5
Standard Features, Surcharges & Limitations	6
Fabric Selections & Coordination	7-8
Color Availability	9
Fabric Price Group Charts	10
Price Charts	11-12
Motorization	
Simple Touch	13
Automate	14
Special Shades	
Slider Cellular Shades	15
Arches	16
Specialty Shapes	17
Simply Cordless Systems	18
Warranty	19

 <b>WARNING</b> <small>5.1.3      xxxxxxxxxx</small>		<b>Window Blind Cord Can STRANGLE Your Child. Keep cords out of children's reach. Shorten cords to prevent reach. Move crib and furniture away – Children can climb furniture to reach cords.</b>	
 <b>ADVERTENCIA</b> <small>Rev. 5/18      Print 5/18</small>	<b>La cuerda de la persiana puede ESTRANGULAR a su niño. Mantenga las cuerdas fuera del alcance de los niños. Acorte las cuerdas para evitar el alcance. Mueva la cuna y los muebles – Los niños pueden subir los muebles para alcanzar las cuerdas.</b>		

## How to place an order

For your convenience, CACO provides you with the option of placing orders by either telephone, email, online or fax (if placed by fax, CACO will provide order forms at no additional cost; customers must request forms). Orders placed after 3:00 pm EST will be forwarded to the next business day.

## Telephone orders

CACO Customer Service Representatives are available between the hours of 8:30 am and 5:00 pm Eastern Standard time at 1-800-552-5278. Any order placed by phone requires a signed order confirmation returned to customer service by fax or email before proceeding with order. Keep in mind, when phoning in your order, it is important to have the following information available:

- Account number (if known)
- Individuals name that is calling
- P.O. number and/or side mark
- Color or colors
- Type of product ordered
- Measurements (width-first, length-second)
- Inside or outside mount (i.m./i.b or o.m./o.b)
- Control instructions
- Ship to address if different than sold-to
- Special instructions for shipping
- Valance instructions
- Any other special instructions
- Quote number, if order is placed from a previous quote

## Fax and Email Orders

Fax orders can be placed any time of day or night including holidays at 1-866-926-5836 or email to [customerservice@cacoinc.com](mailto:customerservice@cacoinc.com). To ensure order accuracy for faxed orders, it is advisable to use the order forms CACO supplies or a comparable form. It is important to note the number of pages of your order, including the cover sheet to ensure that no pages will be missing. For fax or email orders please include all of the same information required for telephone orders. Any omission of pertinent information will only delay your orders manufacturing time.

## Online Orders

Orders can be placed online at <https://88043.picbusiness.com/>. If you your account has not been set up to access our online portal, please contact [support@cacoinc.com](mailto:support@cacoinc.com) to sign up. This access allows you to quote, order as well as make payments online. Please note roller shades, aluminum blinds and shutters are not available online to quote or place as orders, you will need to contact customer service to for information about these products. Additionally, orders are released from internet hold and reviewed for credit at the daily 3:00 PM EST cutoff. Any orders submitted online after this time will be reviewed the following business day.

## How to expedite an order

We can often provide a faster ship date for emergency situations, only if this is noted at the time the order is placed. Requested next day and second day shipping will move freight prepaid and will be added to your account at the time of invoicing.

## Expedite cost

48-hour rush: \$7.50 per blind 72-hour rush: \$5.00 per blind

NOTE: Rush only applies to discounted orders, not on contract quotes and may not be available during high volume periods. The clock starts running after your order clears credit and enters production.

## How to add on or make changes to an order

In the event that you wish to add to your original order, it is possible, as long as the order is still in production. You will be required to submit changes in writing and must be signed by a person of authority indicating the items you wish to add or change. **No verbal requests can be made. You will need to refer to the original P.O. number and indicate clearly the additions or changes you're requesting.** Note: because add-ons may affect production time, check with customer service for any possible delays.

## How to cancel an order

Cancellations or changes require an immediate response and can only take place up until the start of fabrication. You must first identify your P.O. number or side mark and then state the cancellation or change. Cancellations must be faxed or emailed in writing only, phone calls are not permitted. If an order has already been cut, a minimum charge of 50% will apply.

## Should you order for the same room at different times?

This is a frequently asked question and should be addressed and explained at the point of sale. Under normal circumstances blinds, shades and verticals should be ordered for the same room at one time to prevent color deviations, as a result of dye and paint color variations from original lot to the other. If additional blinds, shades or verticals are ordered at a later time for the same room there can be a distinct color difference from the existing product to the new product. Also, window coverings that have been previously installed can have shade differentiations from newer products due to the progress of aging.

## Questions concerning an order

Once you contact customer service you must have your P.O. number and/or side mark available.

## Shipping and Handling Charges

- A \$15 minimum order charge will be added to any order with only one item.
- A \$8 per blind handling fee will be added for all delivery orders.
- A \$10 per blind handling fee will be added to drop ship orders in lieu of the \$8 per blind fee.
- Any orders with a product over 90" width (width or length for verticals) will have an oversized fee of \$85 per blind up to \$170 added to the per blind fee.
- Any orders with a product over 104" (including width or length for verticals or valances that are not ordered spliced) will ship by LTL carrier F.O.B Johnson City, TN.
- Any order to be delivered by LTL truck to an area considered residential or restricted delivery areas by freight carriers will have an additional fee of \$125. The residential fee can be avoided if you opt to pick up shipment at the freight terminal in lieu of delivery. If you opt for terminal pick up, customer service will need to be informed at the time your order is placed.
- Accessorial LTL Truck delivery charges such as liftgate, inside delivery, re-consignment, re-delivery, etc. will be the responsibility of the receiving party.

Credit and additional charges

Open accounts are established by submitting a CACO credit application. You will be required to list trade and bank references as well as a current sales tax id number. C.O.D. accounts are also obligated to submit a credit application. Invoices are due within 30 days of the date posted. After 30 days accounts will be charged 1.5% interest per month. CACO reserves the right not to ship to accounts with past due balances.

Payment Policy

Current payment methods accepted are check, emailed or faxed checks for ACH processing, credit cards (Mastercard, Visa, Discover) and online payments by credit card or bank draft. Due to additional credit card fees, effective March 8<sup>th</sup>, a 2% processing fee will be added to all credit card payments. This fee can be avoided by either mailing checks to our PO Box or to expedite payments send a copy of your check along with our Check by Fax form by email to customerservice@cacoinc.com or fax to (866) 552-5278. Please note CACO will not automatically charge any credit card or process ACH transaction without a current, on file preauthorization forms, otherwise approval will be required at the time of each transaction.

If you receive product that has been visibly damaged while in transit

Before accepting any shipments, please examine each carton carefully. If shipment shows any signs of mistreatment or damage, i.e., wheel marks, crushed or bent cartons note this on the bill of lading and have the driver sign it and note damage. Should a replacement be necessary, CACO will bill you. Your replacement invoice will enable you to file a claim with the responsible carrier. It is imperative that you count all cartons prior to signing the bill of lading; any shortages must be noted on the bill of lading with the driver's signature.

Shipping discrepancies

If the product received does not agree with your packing slip, contact a CACO customer service representative within 24 hours. Your representative will verify any action needed for a resolution and expedite any necessary replacements.

If you should receive a defective product

Your warranty protects you against defective products (please read your warranty for all information, disclaimers and liabilities). Should you receive a defective product, contact CACO customer service and provide detailed information including your P.O. number. If the product is not sent back for repair, you will be invoiced for a replacement and required to return back the original product to CACO for inspection. Any issue arising past 30 days from receipt of original order will be required to return product for repair.

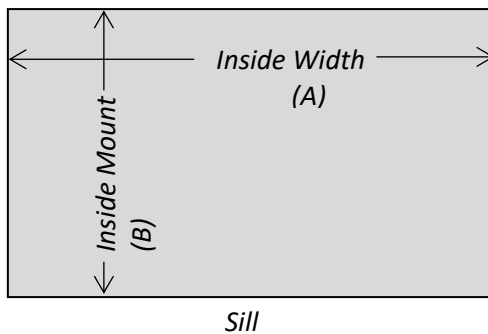
## How to Measure

Inside mount

A. Measure the window opening at three different places and use the narrowest dimension when ordering. Be exact! The factory will make the blind slightly narrower, so it won't rub against the window casing. (See A inside mount).

B. Measure the height of the window from the top (soffit) down to the sill. NOTE: The finished blind length may have a tolerance of based on product.

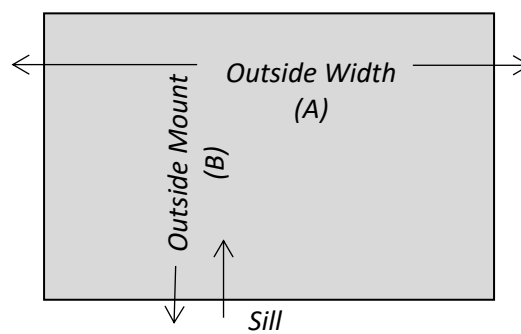
*Based on product, CACO will automatically make a deduction on width for measurements submitted as inside mount.*



Outside mount

Measure exact width and height of the area to be covered. It is recommended that blinds overlap the window opening by at least 1 1/2" on each side to insure privacy and control sunlight. (See A outside mount). When installation is designed for "no sill," allow the blind to overlap the bottom of the window casing by at least 1 1/2". Blinds will be made to exact measurements given. NOTE: The finished blind length may have a tolerance of based on product.

*CACO will not make any deductions for measurements submitted as outside mount.*



## Features & Benefits

### FEATURES & BENEFITS

- Honeycomb construction provides superior insulation and energy efficiency.
- No visible cords or cord holes reduces light leaks and adds to the fashionable appeal.
- Fabric available in wide widths to cover large expansive windows with no seams or overlap.
- 100% crisp polyester fabric repels dust and dirt and is easy to clean and maintain.
- Multiple design options and operating systems available to provide the perfect solution for the single homeowner to the busiest family.

### FABRICS

Cellular Shades are built with beauty and your comfort in mind, featuring durable, low-maintenance fabrics and a broad spectrum of designer colors, neutrals, and bold hues including specialty fabrics like lux, slubs, crush and printed designs. Cellular Shades are among the most energy-efficient window coverings available. The insular property of cellular fabrics is attributed to its unique construction. The signature candlelight glow and handcrafted feel of the cellular fabric brings world-class elegance to your home, office or retail environment.

### VERSATILITY

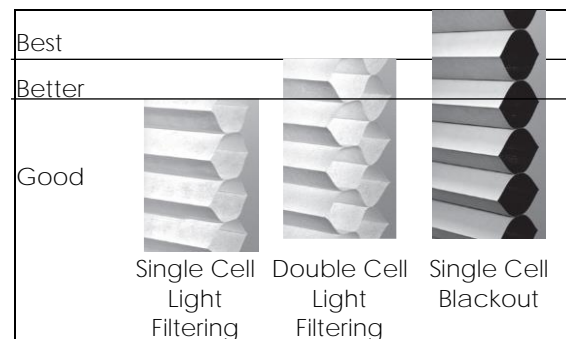
- Create unlimited custom lighting solutions with a full range of opacities
- Light Filtering fabrics feature rich, vibrant color
- Blackout fabrics offer extended light control and privacy

### LIGHT FILTERING FABRICS

- Transmit filtered light with no view through the shade
- Provide moderate privacy
- Available in 3/4", 9/16" and 1 1/4" Single Cell, 7/16" Double Cell and 3/4" Cell-in-a-Cell Fabrics

### BLACKOUT FABRICS


- Blocks 99% of outside light
- Provides complete privacy and light control
- Available in 3/4", 9/16" and 1 1/4" Single Cell



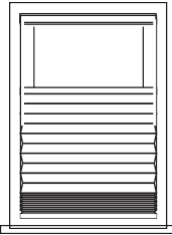
### ENERGY EFFICIENCY

Cellular shades are among the most energy-efficient window coverings available. The insular property of cellular fabric is attributed to its unique cellular construction creating a barrier of chambers designed to reduce heat and the damaging effects of UV light. Our premium cellular fabrics are categorized into three simple levels of energy efficiency to help you maximize your budget and the comfort in your home.


Style Options




Cordless



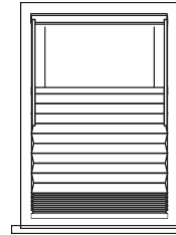
Cordless Top Down Bottom Up




Cordless Day/Night




Clutch



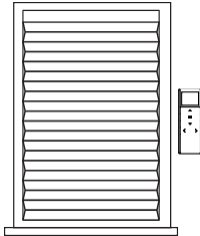
Clutch Top Down Bottom Up



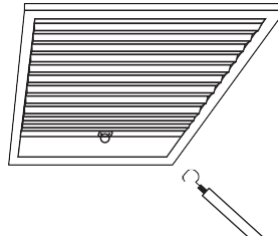
Clutch Day/Night



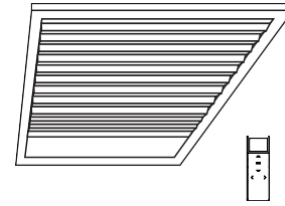
Motorized Wand



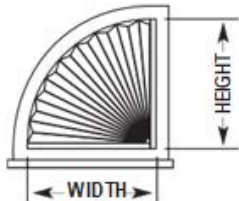
Motorized Remote



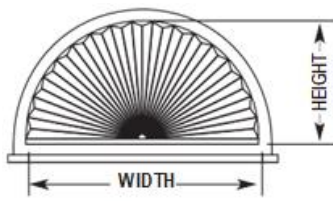
Cordless Skylight



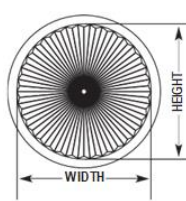
Motorized Skylight



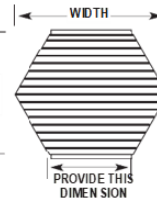
Half Arch



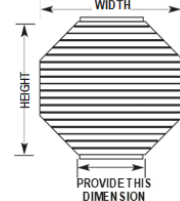
Standard Arch



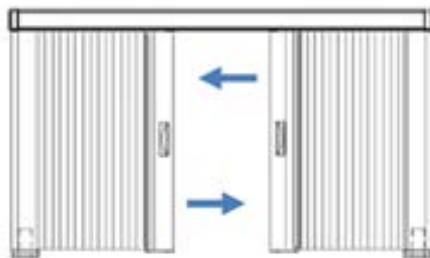
Circle



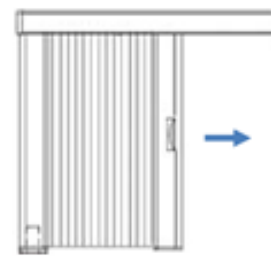
Cordless Hexagon



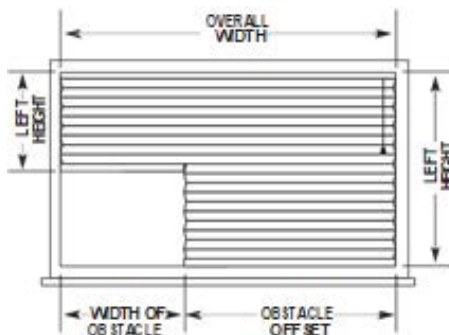
Cordless Octagon



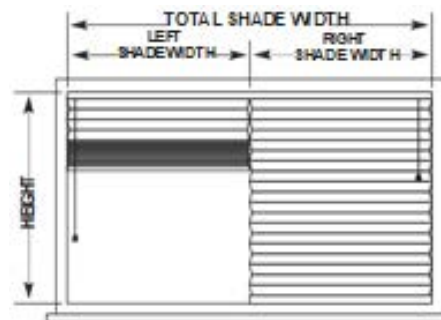
Slider - Center Split



Slider - Side Stack



Cutouts



2-on-1 Headrail

# Boone Collection Cellular Shades

## Headrail and Stacking Chart



Cordless shades pictured for headrail and bracket comparison. Additional shade selections will vary from based on components needed for operation. Bottom rails and middle rails will match headrail sizes.

\* 9/16" Classic headrail standard. 3/4" Modern upgrade available for \$6.50 net per shade.

\* 3/4" Modern headrail standard. 9/16" Classic option available at no charge.

Headrail Bracket Quantity	
Shade Width	Quantity
7" - 36"	2
36.1" ~ 72"	3
72.1" ~ 96"	4
96.1" ~ 120"	5
120.1" ~ 144"	6

Continuous Cord Length	
Shade Height	Length
< 40"	2 feet
40" - 57.9"	3 feet
58" - 72.9"	4 feet
73" - 85.9"	5 feet
86" - 107.9"	6 feet
≥ 108"	8 feet

Cell Size	Headrail Size	Mount Type	Clutch	Clutch TDBU	Cordless	Cordless TDBU	Motorization
9/16" or 7/16"	Standard 9/16" Classic	Minimum Mounting Space	7/8"	7/8"	7/8"	7/8"	7/8"
		Minimum Flush Mount	2"	2"	2"	2"	2"
3/4"	Upgrade 3/4" Modern	Minimum Mounting Space	1/2"	1/2"	1/2"	1/2"	1/2"
		Minimum Flush Mount	2 1/2"	2 1/2"	2 1/2"	2 1/2"	2 1/2"
3/4"	Optional 9/16" Classic	Minimum Mounting Space	7/8"	7/8"	7/8"	7/8"	7/8"
		Minimum Flush Mount	2 1/8"	2 1/8"	2 1/8"	2 1/8"	2 1/8"
1 1/4"	Standard 3/4" Modern	Minimum Mounting Space	1/2"	1/2"	1/2"	1/2"	1/2"
		Minimum Flush Mount	2 1/2"	2 1/2"	2 1/2"	2 1/2"	2 1/2"
1 1/4"	Optional 9/16" Classic	Minimum Mounting Space	7/8"	7/8"	7/8"	7/8"	7/8"
		Minimum Flush Mount	2 1/2"	2 1/2"	2 1/2"	2 1/2"	2 1/2"
3/4"	Standard 3/4" Modern	Minimum Mounting Space	1/2"	1/2"	1/2"	1/2"	1/2"
		Minimum Flush Mount	2 5/8"	2 5/8"	2 5/8"	2 5/8"	2 5/8"

Stacking Chart: This includes headrail and bottom rail (for corded system)													R Value
Fabric Type	Headrail Size												
	36" Drop	48" Drop	60" Drop	72" Drop	84" Drop	96" Drop	108" Drop	120" Drop	132" Drop	144" Drop			
3/4" Single Cell	Light Filtering	3.26	3.39	3.52	3.68	3.82	3.95	4.11	4.25	4.40	4.55	3.8	
	Blackout	3.20	3.35	3.50	3.65	3.80	3.95	4.10	4.23	4.38	4.51	4.4	
	Linen Print LF	3.39	3.55	3.71	3.86	4.02	4.18	4.34	4.49	4.66	4.81	3.6	
	Linen Print BO	3.30	3.42	3.55	3.67	3.80	3.94	4.06	4.20	4.32	4.45	4.2	
	Bamboo Print LF	3.26	3.39	3.52	3.68	3.82	3.96	4.13	4.26	4.41	4.56	3.8	
	Bamboo Print BO	3.20	3.35	3.50	3.65	3.80	3.95	4.10	4.23	4.38	4.51	4.4	
	Tweed Print LF	3.26	3.39	3.52	3.68	3.82	3.96	4.13	4.26	4.41	4.56	3.8	
	Tweed Print BO	3.20	3.35	3.50	3.65	3.80	3.95	4.10	4.23	4.38	4.51	4.4	
	Smooth LF	3.13	3.25	3.38	3.50	3.63	3.75	3.88	4.00	4.13	4.25	3.7	
	Smooth BO	2.90	2.98	3.06	3.14	3.22	3.30	3.39	3.47	3.56	3.64	4.4	
	LUX Linen LF	3.31	3.53	3.76	3.98	4.21	4.43	4.66	4.88	5.11	5.33	2.8	
	Slub Woven LF	3.48	3.67	3.82	4.01	4.17	4.32	4.48	4.67	4.82	5.01	2.8	
	Whisper Woven LF	3.23	3.36	3.46	3.57	3.68	3.80	3.90	4.02	4.14	4.25	2.7	
	Sheer LF	3.38	3.54	3.72	3.87	4.04	4.18	4.33	4.48	4.65	4.80	2.2	
3/4"	Light Filtering	4.32	4.74	5.16	5.58	6.01	N/A	N/A	N/A	N/A	N/A	4.3	
Cell-In-A-Cell	Blackout	4.14	4.51	4.88	5.25	5.62	N/A	N/A	N/A	N/A	N/A	4.7	
9/16"	Light Filtering	2.88	3.13	3.38	3.68	3.88	4.18	4.38	4.70	4.88	5.20	3.5	
	Blackout	2.69	2.88	3.06	3.25	3.44	3.63	3.81	4.00	4.19	4.38	4.3	
	Linen Print LF	3.00	3.25	3.50	3.75	4.00	4.25	4.50	4.75	5.00	5.25	3.5	
	Slub Woven LF	3.13	3.42	3.71	4.00	4.29	4.58	4.88	5.17	5.46	5.75	2.8	
	Fire Retardant LF	2.80	3.01	3.18	3.35	3.52	3.69	3.86	4.04	4.21	4.38	3.5	
	Fire Retardant BO	2.74	2.91	3.09	3.25	3.39	3.54	3.68	3.83	3.97	4.13	4.3	
1-1/4"	Light Filtering	3.27	3.43	3.61	3.80	3.96	4.15	4.31	4.49	4.65	4.89	3.9	
Single Cell	Blackout	2.95	3.03	3.12	3.21	3.29	3.38	3.46	3.56	3.63	3.76	4.5	
7/16"	Light Filtering	3.30	3.70	4.09	4.48	4.88	5.27	5.66	6.05	6.45	6.84	3.6	
Double Cell													

to place an order call (800) 552-5278 or fax (866) 926-5836 or email customerservice@cacoinc.com

Standard Features, Surcharges and Size Limitations

Standard Features:

- Inside mount 1/4" standard deduction
- Color coordinated aluminum headrail and bottom rail
- Right control standard
- Standard Cordless module
- 9/16" Classic Headrail standard for 9/16" & 7/16" cell fabrics. 3/4" headrail available for \$24 per shade  
Note only Simple Touch Wand and Fabric insert for Top Down Bottom Up shades available on 9/16" headrails.
- 3/4" Modern Headrail standard for 3/4" & 1 1/4" cell fabrics. 9/16" headrail option available at no charge.

Day/Night Shade Features:

- Aluminum headrail and bottom rail
- Color of top rail will match top fabric, middle and bottom rail will match bottom fabric
- Light filtering product on top area, blackout fabric on bottom area
- Standard Cordless module
- Maximum size is 72" x 72" for both loop control and cordless shades

Skylight Shade Features:

- Color coordinated middle rail with white (001) headrail and bottom rail.
- Side rails are available in the color cotton white (001) only
- Not available in 1 1/4" or Cell-in-a-Cell Fabrics
- Skylight shade can only be mounted inside
- Finished size must be provided, no deductions will be taken by manufacturer
- Headrail including endcaps will be 5/8" less than finished size
- Skylight poles are available in two options, ordered separately  
3ft – 5ft                      \$75 retail  
5ft – 9ft                      \$100 retail
- Automate Motorization available

Additional Shade Style Surcharges

- |   |   |
|---|---|
| • Top Down Bottom Up (Cordless or Clutch)                     | Retail<br>\$78 per shade                  |
| • Skylight  | \$87 per shade                            |
| • Day/Night Shade – Two colors with top and bottom            | Price as two shades & add together        |
| • Tile Cutout – (No warranty with cutouts)                    | \$61 per side                             |
| • 2-on-1 or 3-on-1 Headrail (120" Maximum width)              | Price as individual shades & add together |
| • 3/4" Modern headrail with 9/16" or 7/16" cell fabric choice | \$24 per shade                            |

Light Blockers (only available in White)

- |  |             |
|--|-------------|
| • Top Light Blocker (one piece per shade cut to the shade width with no deduction) | \$8 per ft  |
| • Side Light Blockers (2 pieces per shade cut the shade height with no deduction)  | \$10 per ft |

System Upgrade Surcharges

Width to:	24	30	36	42	48	54	60	66	72	84	96	108	120	132	144
Non-Moveable Arch, Quarter Arch or															
Moveable Trapezoid or Octagon															
Slider – Left Stack and Right Stack															
Slider Center Split															

Size Limitations All Fabrics except Cell-in-a-Cell

	Cordless	Clutch	Clutch TDBU	Clutch Day/Night	TDBU Cordless	Day/Night	Day/Night Cordless	Skylight
Minimum Width	12"	12"	23"	23"	19"	12"	19"	16"
Minimum Length	10"	10"	10"	10"	10"	10"	10"	10"
Maximum Width	96"	120"	120"	72"	96"	72"	72"	60"
Maximum Height	84"	120"	120"	72"	84"	72"	72"	60"

Size Limitations Cell-in-a-Cell Fabric Only

	Cordless	Clutch	Clutch TDBU	Clutch Day/Night	TDBU Cordless	Day/Night	Day/Night Cordless	Skylight
Minimum Width	12"	12"	23"	23"	19"	12"	19"	n/a
Maximum Width	95"	120"	120"	72"	83"	72"	72"	n/a
Maximum Height	83"	100"	100"	72"	83"	72"	72"	n/a
Maximum Sq. ft.	45	83	83	36	47	36	36	n/a



**9/16", 7/16", 1 1/4" Fabric Selections and color Components Coordination**

9/16" Single Cell		
Solid Light Filtering		
Number	Description	Rail Color
PS310-001	Cotton	001
PS310-002	Snow White	002
PS310-003	Onion	006
PS310-004	Alabaster	006
PS310-005	Cream	006
PS310-006	Fawn	006
PS310-007	Biscuit	008
PS310-008	Pongee	008
PS310-009	Ocher	010
PS310-010	Tan	010
PS310-011	Terra Cotta	326
PS310-012	Cocoa	012
PS310-013	Spring Green	002
PS310-014	Water Green	015
PS310-015	Avocado	015
PS310-016	Roseate	016
PS310-019	Agate Red	020
PS310-020	Bordeaux	020
PS310-021	Gray Sheen	091
PS310-022	Marine Blue	091
PS310-023	Royal Gray	023
PS310-024	Jean Blue	023
PS310-025	Black	025
PS310-026	Wisteria	091
PS310-030	Anthracite	025
PS310-069	White Dove	001
PS310-070	Winter White	002
PS310-326	Dark Chocolate	326
PS310-346	Antique Pewter	025
PS310-470	Slate	025

9/16" Single Cell		
Solid Blackout		
Number	Description	Rail Color
PS320-001	Cotton	001
PS320-002	Snow White	002
PS320-003	Onion	006
PS320-004	Alabaster	006
PS320-006	Fawn	006
PS320-008	Pongee	008
PS320-009	Ocher	010
PS320-012	Cocoa	012
PS320-015	Avocado	015
PS320-020	Bordeaux	020
PS320-021	Gray Sheen	091
PS320-024	Jean Blue	023
PS320-025	Black	025
PS320-069	White Dove	001
PS320-070	Winter White	002
PS320-326	Dark Chocolate	326
PS320-346	Antique Pewter	025
PS320-470	Slate	025

9/16" Single Cell		
Linen Print Light Filtering		
Number	Description	Rail Color
PS331-012	Cocoa	012
PS331-032	Sand	006
PS331-034	Gray	091
PS331-326	Dark Chocolate	326
PS331-514	Misty Gray	002

9/16" Single Cell		
Slub Woven Light Filtering		
Number	Description	Rail Color
PS375-001	Cotton	001
PS375-004	Alabaster	006
PS375-012	Cocoa	012
PS375-012	Gray Sheen	091
PS375-326	Dark Chocolate	326

9/16" Single Cell		
Flame Retardant Light Filtering		
Number	Description	Rail Color
PS310-001FR	Cotton	001
PS310-006FR	Fawn	006
PS310-008FR	Pongee	008
PS310-070FR	Winter White	002

9/16" Single Cell		
Flame Retardant Blackout		
Number	Description	Rail Color
PS320-001FR	Cotton	001
PS320-006FR	Fawn	006
PS320-008FR	Pongee	008
PS320-070FR	Winter White	002

7/16" Double Cell		
Solid Light Filtering		
Number	Description	Rail Color
PX3A0-001	Cotton	001
PX3A0-002	Snow White	002
PX3A0-004	Alabaster	006
PX3A0-006	Fawn	006
PX3A0-008	Pongee	008
PX3A0-009	Ocher	010
PX3A0-010	Tan	010
PX3A0-020	Bordeaux	020
PX3A0-021	Gray Sheen	091
PX3A0-069	White Dove	001
PX3A0-070	Winter White	002
PX3A0-023	Royal Gray	023
PX3A0-025	Black	025
PX3A0-326	Dark Chocolate	326

1 1/4" Single Cell		
Light Filtering		
Number	Description	Rail Color
PS610-001	Cotton	001
PS610-006	Fawn	006
PS610-021	Gray Sheen	091

1 1/4" Single Cell		
Blackout		
Number	Description	Rail Color
PS620-001	Cotton	001
PS620-006	Fawn	006
PS620-021	Gray Sheen	091

3/4" Fabric Selections and color Components Coordination

3/4" Single Cell		
Solid Light Filtering		
Number	Description	Rail Color
PS410-001	Cotton	001
PS410-002	Snow White	002
PS410-003	Onion	006
PS410-004	Alabaster	006
PS410-005	Cream	006
PS410-006	Fawn	006
PS410-007	Biscuit	008
PS410-008	Pongee	008
PS410-009	Ocher	010
PS410-010	Tan	010
PS410-011	Terra Cotta	326
PS410-012	Cocoa	012
PS410-013	Spring Green	002
PS410-014	Water Green	015
PS410-015	Avocado	015
PS410-016	Roseate	016
PS410-019	Agate Red	020
PS410-020	Bordeaux	020
PS410-021	Gray Sheen	091
PS410-022	Marine Blue	091
PS410-023	Royal Gray	023
PS410-024	Jean Blue	023
PS410-025	Black	025
PS410-026	Wisteria	091
PS410-030	Anthracite	025
PS410-069	White Dove	001
PS410-070	Winter White	002
PS410-326	Dark Chocolate	025
PS410-346	Antique Pewter	025
PS410-470	Slate	025
PS410-519	Stone	012
PS410-786	Greige	002
PS410-788	Pale Slate	091

3/4" Single Cell		
Solid Blackout		
Number	Description	Rail Color
PS420-001	Cotton	001
PS420-002	Snow White	002
PS420-003	Onion	006
PS420-004	Alabaster	006
PS420-006	Fawn	006
PS420-008	Pongee	008
PS420-009	Ocher	010
PS420-012	Cocoa	012
PS420-015	Avocado	015
PS420-020	Bordeaux	020
PS420-021	Gray Sheen	091
PS420-024	Jean Blue	023
PS420-025	Black	025
PS420-030	Anthracite	025
PS420-069	White Dove	001
PS420-070	Winter White	002
PS420-326	Dark Chocolate	326
PS420-346	Antique Pewter	025
PS420-326	Dark Chocolate	326
PS420-470	Slate	025

3/4" Single Cell		
Smooth Light Filtering		
Number	Description	Rail Color
PS43C-001	Cotton	001
PS43C-002	Snow White	002
PS43C-005	Cream	006
PS43C-070	Winter White	006

3/4" Single Cell		
Smooth Blackout		
Number	Description	Rail Color
PS44C-002	Snow White	002
PS44C-005	Cream	006
PS44C-021	Gray Sheen	001
PS44C-070	Winter White	001

3/4" Single Cell		
Linen Print Light Filtering		
Number	Description	Rail Color
PS431-012	Cocoa	012
PS431-032	Sand	006
PS431-034	Gray	091
PS431-326	Dark Chocolate	326
PS431-514	Misty Gray	002

3/4" Single Cell		
Linen Print Black Out		
Number	Description	Rail Color
PS441-012	Cocoa	012
PS441-032	Sand	006
PS441-034	Gray	091
PS441-326	Dark Chocolate	326
PS441-514	Misty Gray	002

3/4" Single Cell		
Bamboo Print Light Filtering		
Number	Description	Rail Color
PS41RA-023	Royal Gray	091
PS41RA-346	Antique Pewter	091
PS41RA-514	Misty Gray	002
PS41RA-519	Stone	012
PS41RA-583	Dark Gray Sheen	091

3/4" Single Cell		
Bamboo Print Blackout		
Number	Description	Rail Color
PS42RA-023	Royal Gray	091
PS42RA-346	Antique Pewter	091
PS42RA-514	Misty Gray	002
PS42RA-519	Stone	012
PS42RA-583	Dark Gray Sheen	091

3/4" Single Cell		
Tweed Print Light Filtering		
Number	Description	Rail Color
PS413-069	White Dove	001
PS413-004	Alabaster	006
PS413-514	Misty Gray	002
PS413-583	Dark Gray Sheen	091
PS413-344	Pebble	025

3/4" Single Cell		
Tweed Print Blackout		
Number	Description	Rail Color
PS423-069	White Dove	001
PS423-004	Alabaster	006
PS423-514	Misty Gray	002
PS423-583	Dark Gray Sheen	091
PS423-344	Pebble	025

3/4" Cell-in-A-Cell		
Light Filtering		
Number	Description	Rail Color
PS41SS-001	Cotton	001
PS41SS-763	Taupe	002
PS41SS-764	Beige	002
PS41SS-765	Ivory	002
PS41SS-766	Classic Gray	091
PS41SS-823	Blue Wind	091
PS41SS-824	Gray Storm	091
PS41SS-025	Black	025
PS41SS-519	Bamboo Stone	012
PS41SS-346	Bamboo Antique	091

3/4" Cell-in-A-Cell		
Blackout		
Number	Description	Rail Color
PS42SS-001	Cotton	001
PS42SS-763	Taupe	002
PS42SS-764	Beige	002
PS42SS-765	Ivory	002
PS42SS-766	Classic Gray	091
PS42SS-823	Blue Wind	091
PS42SS-824	Gray Storm	091
PS42SS-025	Black	025
PS42SS-519	Bamboo Stone	012
PS42SS-346	Bamboo Antique	091

3/4" Single Cell		
Sheer Light Filtering		
Number	Color Description	Rail Color
PS360-001	Cotton	001
PS360-004	Alabaster	006

3/4" Single Cell		
LUX Linen Light Filtering		
Number	Description	Rail Color
PS47B-901	Porcelain	001
PS47B-919	Camel	006
PS47B-921	Stonington Gray	091
PS47B-930	Charcoal	091
PS47B-992	Hazelnut	012

3/4" Single Cell		
Slub Woven Light Filtering		
Number	Description	Rail Color
PS47S-001	Cotton	001
PS47S-004	Alabaster	006
PS47S-012	Cocoa	012
PS47S-021	Gray Sheen	091
PS47S-326	Dark Chocolate	326

3/4" Single Cell		
Whisper Woven Light Filtering		
Number	Description	Rail Color
PS47KO-001	Cotton	001
PS47KO-006	Fawn	006
PS47KO-583	Feather Gray	091
PS47KO-823	Blue Wind	091
PS47KO-824	Gray Storm	091

Color Availability

Cellular Fabrication Selection and Color Coordination																					
Fabric Color No.	Fabric Color Name	9/16"						3/4"										7/16"		1 1/4"	
		Single Cell LF	Single Cell BO	Single Cell Linen Print LF	Single Cell Slub Woven LF	Single Cell Fire Retardant LF & BO	Single Cell LF	Single Cell BO	Single Cell Bamboo LF & BO	Single Cell Smooth BO	Single Cell Linen Print LF & BO	Single Cell Tweed Print LF & BO	Single Cell Slub Woven LF	Single Cell LUX Linen LF	Single Cell Whisper Woven LF	Single Cell Sheer LF	Cell-In-A-Cell LF & BO	Double Cell LF	Single Cell LF	Single Cell BO	
001	Cotton	Yes	Yes	n/a	Yes	Yes	Yes	Yes	n/a	n/a	n/a	n/a	Yes	n/a	Yes	Yes	Yes	Yes	Yes	Yes	
002	Snow White	Yes	Yes	n/a	n/a	n/a	Yes	Yes	n/a	Yes	n/a	n/a	n/a	n/a	n/a	n/a	n/a	Yes	n/a	n/a	
003	Onion	Yes	Yes	n/a	n/a	n/a	Yes	Yes	n/a	n/a	n/a	n/a	n/a	n/a	n/a	n/a	n/a	n/a	n/a	n/a	
004	Alabaster	Yes	Yes	n/a	Yes	n/a	Yes	Yes	n/a	n/a	n/a	Yes	Yes	n/a	n/a	Yes	n/a	Yes	n/a	n/a	
005	Cream	Yes	n/a	n/a	n/a	n/a	Yes	n/a	n/a	Yes	n/a	n/a	n/a	n/a	n/a	n/a	n/a	Yes	n/a	n/a	
006	Fawn	Yes	Yes	n/a	n/a	Yes	Yes	Yes	n/a	n/a	n/a	n/a	n/a	n/a	Yes	n/a	n/a	Yes	Yes	Yes	
007	Biscuit	Yes	n/a	n/a	n/a	n/a	Yes	n/a	n/a	n/a	n/a	n/a	n/a	n/a	n/a	n/a	n/a	Yes	n/a	n/a	
008	Pongee	Yes	Yes	n/a	n/a	Yes	Yes	Yes	n/a	n/a	n/a	n/a	n/a	n/a	n/a	n/a	n/a	Yes	n/a	n/a	
009	Ocher	Yes	Yes	n/a	n/a	n/a	Yes	Yes	n/a	n/a	n/a	n/a	n/a	n/a	n/a	n/a	n/a	Yes	n/a	n/a	
010	Tan	Yes	n/a	n/a	n/a	n/a	Yes	n/a	n/a	n/a	n/a	n/a	n/a	n/a	n/a	n/a	n/a	Yes	n/a	n/a	
011	Terra Cotta	Yes	n/a	n/a	n/a	n/a	Yes	n/a	n/a	n/a	n/a	n/a	n/a	n/a	n/a	n/a	n/a	n/a	n/a	n/a	
012	Cocoa	Yes	Yes	Yes	Yes	n/a	Yes	Yes	n/a	n/a	Yes	n/a	Yes	n/a	n/a	n/a	n/a	Yes	n/a	n/a	
013	Spring Green	Yes	n/a	n/a	n/a	n/a	Yes	n/a	n/a	n/a	n/a	n/a	n/a	n/a	n/a	n/a	n/a	n/a	n/a	n/a	
014	Water Green	Yes	n/a	n/a	n/a	n/a	Yes	Yes	n/a	n/a	n/a	n/a	n/a	n/a	n/a	n/a	n/a	n/a	n/a	n/a	
015	Avocado	Yes	Yes	n/a	n/a	n/a	Yes	n/a	n/a	n/a	n/a	n/a	n/a	n/a	n/a	n/a	n/a	n/a	n/a	n/a	
016	Roseate	Yes	n/a	n/a	n/a	n/a	Yes	n/a	n/a	n/a	n/a	n/a	n/a	n/a	n/a	n/a	n/a	Yes	n/a	n/a	
019	Agate Red	Yes	n/a	n/a	n/a	n/a	Yes	n/a	n/a	n/a	n/a	n/a	n/a	n/a	n/a	n/a	n/a	n/a	n/a	n/a	
020	Bordeaux	Yes	Yes	n/a	n/a	n/a	Yes	Yes	n/a	n/a	n/a	n/a	n/a	n/a	n/a	n/a	n/a	Yes	n/a	n/a	
021	Gray Sheen	Yes	Yes	n/a	Yes	n/a	Yes	Yes	n/a	Yes	n/a	n/a	Yes	n/a	n/a	n/a	n/a	Yes	Yes	Yes	
022	Marine Blue	Yes	n/a	n/a	n/a	n/a	Yes	n/a	n/a	n/a	n/a	n/a	n/a	n/a	n/a	n/a	n/a	n/a	n/a	n/a	
023	Royal Gray	Yes	n/a	n/a	n/a	n/a	Yes	n/a	Yes	n/a	n/a	n/a	n/a	n/a	n/a	n/a	n/a	Yes	n/a	n/a	
024	Jean Blue	Yes	Yes	n/a	n/a	n/a	Yes	Yes	n/a	n/a	n/a	n/a	n/a	n/a	n/a	n/a	n/a	Yes	n/a	n/a	
025	Black	Yes	Yes	n/a	n/a	n/a	Yes	Yes	n/a	n/a	n/a	n/a	n/a	n/a	n/a	n/a	Yes	Yes	n/a	n/a	
026	Wisteria	Yes	n/a	n/a	n/a	n/a	Yes	n/a	n/a	n/a	n/a	n/a	n/a	n/a	n/a	n/a	n/a	n/a	n/a	n/a	
030	Anthracite	Yes	n/a	n/a	n/a	n/a	Yes	Yes	n/a	n/a	n/a	n/a	n/a	n/a	n/a	n/a	n/a	n/a	n/a	n/a	
032	Sand	n/a	n/a	Yes	n/a	n/a	n/a	n/a	n/a	n/a	Yes	n/a	n/a	n/a	n/a	n/a	n/a	n/a	n/a	n/a	
034	Gray	n/a	n/a	Yes	n/a	n/a	n/a	n/a	n/a	Yes	n/a	n/a	n/a	n/a	n/a	n/a	n/a	n/a	n/a	n/a	
069	White Dove	Yes	Yes	n/a	n/a	n/a	Yes	Yes	n/a	n/a	Yes	n/a	n/a	n/a	n/a	n/a	n/a	Yes	n/a	n/a	
070	Winter White	Yes	Yes	n/a	n/a	Yes	Yes	Yes	n/a	Yes	n/a	n/a	n/a	n/a	n/a	n/a	n/a	Yes	n/a	n/a	
326	Dark Chocolate	Yes	Yes	Yes	Yes	n/a	Yes	Yes	n/a	n/a	Yes	n/a	Yes	n/a	n/a	n/a	n/a	Yes	n/a	n/a	
344	Pebble	n/a	n/a	n/a	n/a	n/a	n/a	n/a	n/a	n/a	Yes	n/a	n/a	n/a	n/a	n/a	n/a	n/a	n/a	n/a	
346	Antique Pewter	n/a	n/a	n/a	n/a	n/a	Yes	Yes	Yes	n/a	n/a	n/a	n/a	n/a	n/a	Yes	n/a	n/a	n/a	n/a	
470	Slate	Yes	Yes	n/a	n/a	n/a	Yes	Yes	n/a	n/a	n/a	n/a	n/a	n/a	n/a	n/a	n/a	n/a	n/a	n/a	
514	Misty Gray	n/a	n/a	Yes	n/a	n/a	n/a	n/a	Yes	n/a	Yes	Yes	n/a	n/a	n/a	n/a	n/a	n/a	n/a	n/a	
519	Stone	n/a	n/a	n/a	n/a	n/a	Yes	n/a	Yes	n/a	n/a	n/a	n/a	n/a	n/a	Yes	n/a	n/a	n/a	n/a	
583	Dark Grey Sheen	n/a	n/a	n/a	n/a	n/a	n/a	n/a	Yes	n/a	n/a	Yes	n/a	n/a	Yes	n/a	n/a	n/a	n/a	n/a	
763	Taupe	n/a	n/a	n/a	n/a	n/a	n/a	n/a	n/a	n/a	n/a	n/a	n/a	n/a	n/a	Yes	n/a	n/a	n/a	n/a	
764	Beige	n/a	n/a	n/a	n/a	n/a	n/a	n/a	n/a	n/a	n/a	n/a	n/a	n/a	n/a	Yes	n/a	n/a	n/a	n/a	
765	Ivory	n/a	n/a	n/a	n/a	n/a	n/a	n/a	n/a	n/a	n/a	n/a	n/a	n/a	n/a	Yes	n/a	n/a	n/a	n/a	
766	Classic Gray	n/a	n/a	n/a	n/a	n/a	n/a	n/a	n/a	n/a	n/a	n/a	n/a	n/a	n/a	Yes	n/a	n/a	n/a	n/a	
786	Greige	n/a	n/a	n/a	n/a	n/a	Yes	n/a	n/a	n/a	n/a	n/a	n/a	n/a	n/a	n/a	n/a	n/a	n/a	n/a	
788	Pale Slate	n/a	n/a	n/a	n/a	n/a	Yes	n/a	n/a	n/a	n/a	n/a	n/a	n/a	n/a	n/a	n/a	n/a	n/a	n/a	
823	Blue Wind	n/a	n/a	n/a	n/a	n/a	n/a	n/a	n/a	n/a	n/a	n/a	n/a	Yes	n/a	Yes	n/a	Yes	n/a	n/a	
824	Gray Storm	n/a	n/a	n/a	n/a	n/a	n/a	n/a	n/a	n/a	n/a	n/a	n/a	Yes	n/a	Yes	n/a	n/a	n/a	n/a	
901	Porcelain	n/a	n/a	n/a	n/a	n/a	n/a	n/a	n/a	Yes	n/a	n/a	Yes	n/a	n/a	n/a	n/a	n/a	n/a	n/a	
919	Camel	n/a	n/a	n/a	n/a	n/a	n/a	n/a	n/a	Yes	n/a	n/a	Yes	n/a	n/a	n/a	n/a	n/a	n/a	n/a	
921	Stonington Gray	n/a	n/a	n/a	n/a	n/a	n/a	n/a	n/a	Yes	n/a	n/a	Yes	n/a	n/a	n/a	n/a	n/a	n/a	n/a	
930	Charcoal	n/a	n/a	n/a	n/a	n/a	n/a	n/a	n/a	Yes	n/a	n/a	Yes	n/a	n/a	n/a	n/a	n/a	n/a	n/a	
992	Hazelnut	n/a	n/a	n/a	n/a	n/a	n/a	n/a	n/a	Yes	n/a	n/a	Yes	n/a	n/a	n/a	n/a	n/a	n/a	n/a	

Price Groups by Fabric Styles

Price Group by Fabric Type				
Cell Size	Cell Type	Filter	Style	Price Group
7/16"	Double Cell	Light Filtering	Light Filtering	4
9/16"	Single Cell	Light Filtering	Linen Print	1
			Light Filtering	2
			Flame Retardant	5
		Blackout	Slub Woven	9
			Blackout	6
3/4"	Single Cell	Light Filtering	Flame Retardant	9
			Smooth	1
			Linen Print	2
			Light Filtering	3
			Bamboo Print	3
			Tweed Print	3
			Whisper Woven	8
			Sheer	8
			Slub Woven	9
			Lux Linen	9
	Cell-in-a-Cell	Blackout	Smooth	5
			Linen Print	6
			Blackout	7
			Bamboo Print	7
1 1/4"	Single Cell	Light Filtering	Light Filtering	8
		Blackout	Blackout	10
1 1/4"	Single Cell	Light Filtering	Light Filtering	3
		Blackout	Blackout	7

Fabric Type by Price Group				
Cell Size	Cell Type	Filter	Style	Price Group
9/16"	Single Cell	Light Filtering	Linen Print	1
3/4"	Single Cell	Light Filtering	Smooth	1
9/16"	Single Cell	Light Filtering	Light Filtering	2
3/4"	Single Cell	Light Filtering	Linen Print	2
3/4"	Single Cell	Light Filtering	Light Filtering	3
3/4"	Single Cell	Light Filtering	Bamboo Print	3
3/4"	Single Cell	Light Filtering	Tweed Print	3
1 1/4"	Single Cell	Light Filtering	Light Filtering	3
7/16"	Double Cell	Light Filtering	Light Filtering	4
9/16"	Single Cell	Light Filtering	Flame Retardant	5
3/4"	Single Cell	Blackout	Smooth	5
9/16"	Single Cell	Blackout	Blackout	6
3/4"	Single Cell	Blackout	Linen Print	6
3/4"	Single Cell	Blackout	Blackout	7
3/4"	Single Cell	Blackout	Bamboo Print	7
3/4"	Single Cell	Blackout	Tweed Print	7
1 1/4"	Single Cell	Blackout	Blackout	7
3/4"	Single Cell	Light Filtering	Whisper Woven	8
3/4"	Single Cell	Light Filtering	Sheer	8
3/4"	Cell-in-a-Cell	Light Filtering	Light Filtering	8
9/16"	Single Cell	Light Filtering	Slub Woven	9
9/16"	Single Cell	Blackout	Flame Retardant	9
3/4"	Single Cell	Light Filtering	Slub Woven	9
3/4"	Single Cell	Light Filtering	Lux Linen	9
3/4"	Cell-in-a-Cell	Blackout	Blackout	10

Shade Pricing

Group 1

• 9/16" Single Cell Light Filtering Linen Print

• 3/4" Single Cell Light Filtering Smooth

Width to:	24	30	36	42	48	54	60	66	72	84	96	108	120	132	144
Length to: 36	143	164	187	212	233	262	286	310	337	390	440	491	543	595	644
42	153	178	204	232	257	287	316	345	372	431	489	545	603	661	717
48	163	191	219	250	276	312	341	374	406	469	532	595	660	724	786
54	179	209	241	273	305	341	375	412	446	515	585	654	725	795	863
60	192	225	262	296	327	370	406	445	481	556	634	709	783	859	934
66	207	242	280	317	354	397	436	478	518	600	682	761	847	926	1008
72	220	257	299	340	379	425	469	513	555	641	732	817	906	993	1081
78	231	272	315	358	406	451	499	546	593	685	780	871	965	1059	1152
84	240	285	333	378	426	474	524	574	622	718	820	917	1020	1119	1218
90	252	300	349	398	448	502	552	605	660	762	867	972	1078	1181	1287
96	263	313	364	416	469	524	580	636	689	799	910	1018	1130	1240	1350
108	286	340	397	455	513	575	636	695	757	877	999	1118	1243	1362	1483
120	306	369	431	496	560	627	691	759	823	954	1087	1218	1353	1484	1617
132	326	395	463	533	604	676	748	818	889	1034	1177	1318	1464	1603	1746
144	349	422	497	572	648	726	802	879	956	1110	1264	1418	1576	1725	1880

Group 2

• 9/16" Single Cell Light Filtering

• 3/4" Single Cell Light Filtering Linen Print

Width to:	24	30	36	42	48	54	60	66	72	84	96	108	120	132	144
Length to: 36	161	185	212	240	266	298	325	352	382	442	501	556	618	677	732
42	174	202	231	265	292	326	360	390	423	490	554	619	685	751	814
48	185	217	249	284	314	354	388	425	461	533	604	677	751	823	893
54	202	237	273	310	346	388	426	469	506	586	664	743	825	902	980
60	219	255	297	336	373	420	461	505	548	634	718	805	890	976	1063
66	235	274	317	361	403	452	495	543	589	681	776	866	963	1052	1145
72	250	291	339	387	431	482	532	583	631	730	833	928	1031	1128	1228
78	263	310	358	407	461	513	567	621	674	779	885	990	1098	1205	1309
84	273	324	378	431	484	539	595	652	707	817	931	1043	1160	1271	1383
90	286	341	396	452	510	570	627	688	750	867	984	1104	1224	1343	1461
96	299	355	414	472	533	595	659	720	783	908	1034	1157	1286	1409	1535
108	325	387	452	516	584	653	721	791	859	996	1134	1269	1412	1547	1685
120	349	419	492	563	636	713	786	862	936	1085	1236	1385	1538	1687	1836
132	371	448	526	605	687	767	849	929	1011	1174	1337	1497	1663	1822	1985
144	396	480	565	650	737	826	912	999	1087	1262	1436	1611	1789	1960	2136

Group 3

• 3/4" Single Cell Light Filtering

• 3/4" Single Cell Light Filtering Bamboo Print

• 1 1/4" Single Cell Light Filtering

• 3/4" Single Cell Light Filtering Tweed Print

Width to:	24	30	36	42	48	54	60	66	72	84	96	108	120	132	144
Length to: 36	174	200	229	261	287	321	351	381	413	477	540	601	666	730	791
42	188	218	250	286	316	352	389	423	457	529	600	669	740	811	879
48	200	234	268	307	340	383	420	459	498	575	653	730	810	888	964
54	218	256	296	336	373	419	460	507	546	631	718	802	890	974	1058
60	236	275	320	362	402	454	498	546	592	683	777	870	962	1054	1147
66	253	297	344	390	435	488	534	587	636	735	838	935	1040	1136	1237
72	269	315	366	417	466	520	575	629	681	789	899	1003	1112	1217	1327
78	289	342	394	448	508	564	625	683	742	857	975	1090	1210	1327	1442
84	301	357	416	474	533	594	657	718	779	899	1027	1148	1277	1400	1525
90	315	376	437	498	560	628	691	758	826	955	1084	1215	1348	1479	1611
96	328	392	457	520	587	657	725	794	862	1000	1139	1275	1415	1552	1690
108	358	425	498	568	642	718	795	871	947	1097	1250	1398	1555	1704	1856
120	384	461	542	621	701	785	867	949	1031	1195	1362	1527	1694	1858	2023
132	408	494	580	667	757	844	935	1025	1114	1292	1473	1650	1833	2008	2187
144	436	528	622	717	812	910	1004	1100	1196	1391	1582	1775	1972	2159	2353

\*Notes: 2-on-1 and 3-on-1 headrail option is strongly recommended for all blinds measuring 96" or more in width or height.

\* Any orders with a product over 90" width will have an additional oversized fee. See full shipping policy for details.

Shade Pricing

Group 4

• 7/16" Double Cell Light Filtering

Width to:	24	30	36	42	48	54	60	66	72	84	96	108	120	132	144
Length to:															
36	189	216	249	280	334	343	376	410	442	509	577	640	708	771	835
42	207	238	272	313	342	386	421	461	496	570	647	720	798	869	943
48	215	253	291	334	368	410	452	493	537	616	700	781	864	944	1025
54	235	273	315	360	402	448	493	538	583	670	761	850	943	1026	1116
60	257	298	346	390	436	489	536	589	636	735	833	930	1029	1108	1222
66	276	323	373	423	474	531	584	637	691	800	905	1011	1120	1225	1332
72	293	340	395	449	505	564	619	677	736	847	964	1079	1190	1304	1413
78	313	370	429	489	551	612	674	737	800	923	1049	1171	1299	1421	1544
84	328	390	452	518	581	648	714	783	847	979	1111	1244	1380	1509	1640
90	345	410	478	546	615	687	757	830	901	1041	1182	1322	1465	1605	1745
96	360	431	499	573	647	720	797	872	946	1095	1248	1394	1545	1691	1839
108	392	466	545	626	708	791	870	955	1038	1201	1361	1526	1693	1852	2018
120	429	511	602	692	783	874	964	1057	1147	1327	1512	1693	1876	2056	2237
132	463	558	657	756	855	956	1058	1157	1258	1459	1661	1860	2063	2255	2457
144	490	595	701	806	914	1023	1129	1237	1350	1564	1775	1989	2209	2420	2634

Group 5

• 3/4" Single Cell Blackout Smooth

• 9/16" Single Cell Light Filtering Flame Retardant

Width to:	24	30	36	42	48	54	60	66	72	84	96	108	120	132	144
Length to:															
36	204	233	266	298	327	364	398	433	469	539	613	683	756	824	894
42	223	254	290	328	363	407	442	481	521	603	683	761	844	923	1047
48	240	278	320	363	402	449	492	540	584	677	769	858	954	1044	1133
54	264	303	349	398	442	493	542	593	640	743	844	944	1047	1145	1247
60	289	325	376	431	477	533	583	642	697	806	917	1023	1136	1248	1354
66	306	349	403	460	513	574	629	690	749	867	988	1107	1227	1340	1461
72	326	376	437	499	557	624	683	752	814	944	1079	1208	1338	1466	1597
78	347	397	463	529	595	663	730	802	868	1007	1147	1286	1428	1564	1704
84	362	418	489	560	627	701	770	848	919	1069	1216	1362	1515	1662	1811
90	383	446	521	595	670	749	823	906	983	1143	1300	1461	1623	1783	1945
96	396	466	545	625	702	786	866	952	1035	1201	1372	1539	1711	1881	2051
108	431	507	596	686	774	867	953	1049	1140	1325	1514	1699	1890	2077	2266
120	463	552	648	746	846	943	1042	1146	1246	1448	1652	1861	2068	2275	2536
132	502	598	708	816	947	1034	1142	1253	1365	1587	1814	2037	2270	2566	2925
144	535	641	757	875	1028	1115	1231	1349	1470	1710	1954	2197	2492	2849	3254

Group 6

• 9/16" Single Cell Blackout

• 3/4" Single Cell Blackout Linen Print

Width to:	24	30	36	42	48	54	60	66	72	84	96	108	120	132	144
Length to:															
36	221	254	289	323	356	396	432	471	510	586	666	743	822	895	972
42	243	275	315	357	395	442	480	522	566	655	744	828	919	1003	1139
48	262	303	349	395	437	489	534	587	636	734	836	933	1037	1133	1231
54	286	329	379	432	481	535	589	645	697	806	919	1026	1139	1245	1356
60	314	353	409	468	518	580	635	698	757	877	997	1112	1235	1356	1471
66	333	378	438	499	557	624	683	750	814	942	1073	1204	1333	1457	1588
72	355	408	476	542	606	677	744	817	885	1027	1171	1312	1455	1595	1735
78	377	431	504	575	647	720	794	871	943	1094	1248	1398	1552	1699	1852
84	393	454	532	609	680	762	838	923	999	1163	1323	1481	1647	1807	1969
90	416	484	566	647	727	814	894	984	1069	1243	1415	1588	1765	1937	2114
96	431	506	593	679	763	855	941	1035	1125	1305	1492	1673	1861	2045	2230
108	469	552	648	746	841	941	1036	1140	1240	1441	1645	1847	2054	2258	2463
120	504	599	706	810	911	1026	1131	1246	1354	1574	1796	2023	2247	2472	2757
132	546	650	768	887	1029	1123	1242	1363	1483	1725	1972	2215	2467	2791	3178
144	582	698	823	950	1118	1211	1338	1466	1598	1859	2123	2390	2709	3096	3538

\*Notes: 2-on-1 and 3-on-1 headrail option is strongly recommended for all blinds measuring 96" or more in width or height.

\* Any orders with a product over 90" width will have an additional oversized fee. See full shipping policy for details

Shade Pricing

Group 7

- 3/4" Single Cell Blackout
- 1 1/4" Single Cell Blackout
- 3/4" Single Cell Blackout Bamboo Print
- 3/4" Single Cell Blackout Tweed Print

Width to:	24	30	36	42	48	54	60	66	72	84	96	108	120	132	144
Length to: 36	244	279	317	356	392	436	476	518	560	644	733	817	905	985	1069
42	267	303	347	392	434	485	528	575	624	720	818	911	1010	1103	1252
48	287	333	383	434	481	539	589	645	698	807	920	1026	1140	1247	1355
54	314	363	417	476	529	589	647	710	766	888	1010	1128	1252	1370	1492
60	346	389	449	514	570	637	697	768	833	964	1096	1224	1359	1492	1620
66	366	416	482	550	614	685	751	826	895	1037	1180	1324	1467	1603	1747
72	390	449	524	596	666	745	818	899	973	1129	1289	1444	1600	1754	1908
78	414	475	554	633	712	794	872	959	1037	1205	1372	1538	1707	1868	2036
84	433	499	586	671	749	840	922	1014	1099	1278	1456	1628	1812	1989	2165
90	458	533	624	712	800	895	984	1083	1175	1368	1555	1746	1942	2131	2324
96	474	556	652	748	841	940	1035	1138	1237	1436	1641	1840	2047	2250	2453
108	515	606	713	820	926	1036	1139	1254	1364	1585	1810	2032	2260	2483	2709
120	554	659	776	891	1035	1128	1245	1371	1490	1732	1976	2225	2472	2720	3032
132	600	715	845	975	1131	1235	1367	1499	1632	1899	2168	2437	2714	3069	3497
144	639	767	905	1046	1229	1333	1473	1614	1758	2045	2336	2628	2979	3405	3891

Group 8

- 3/4" Single Cell Light Filtering Whisper Woven
- 3/4" Single Cell Light Filtering Sheer
- 3/4" Cell-in-a-Cell Light Filtering

Width to:	24	30	36	42	48	54	60	66	72	84	96	108	120	132	144
Length to: 36	270	310	354	403	445	498	543	589	639	741	838	932	1034	1131	1225
42	291	338	388	443	489	547	603	655	708	820	929	1036	1146	1257	1362
48	309	363	417	476	527	594	649	711	771	891	1012	1131	1256	1376	1495
54	339	396	459	519	578	648	712	785	847	979	1110	1243	1380	1509	1641
60	366	427	498	562	624	703	771	845	917	1059	1204	1348	1491	1635	1779
66	393	460	532	604	675	756	829	910	985	1140	1298	1449	1611	1761	1916
72	417	488	567	646	720	807	890	975	1056	1221	1393	1554	1724	1888	2056
78	439	518	599	681	771	857	950	1038	1128	1303	1482	1658	1837	2016	2192
84	458	542	634	720	811	902	997	1091	1182	1368	1561	1744	1942	2126	2317
90	479	570	665	758	852	954	1049	1151	1253	1450	1649	1848	2049	2247	2446
96	499	595	692	792	891	997	1102	1207	1310	1518	1731	1937	2152	2358	2568
108	543	646	756	865	976	1093	1208	1323	1440	1667	1900	2125	2363	2590	2820
120	583	700	822	943	1066	1193	1316	1443	1566	1816	2070	2318	2574	2824	3073
132	621	751	880	1013	1150	1286	1421	1556	1693	1965	2238	2507	2786	3377	3846
144	663	803	944	1087	1234	1382	1527	1672	1819	2112	2405	2697	3278	3746	4281

\*Notes: 2-on-1 and 3-on-1 headrail option is strongly recommended for all blinds measuring 96" or more in width or height.  
 \* Any orders with a product over 90" width will have an additional oversized fee. See full shipping policy for details

Shade Pricing

Group 9

- 9/16" Single Cell Light Filtering Slub Woven
- 9/16" Single Cell Blackout Flame Retardant

- 3/4" Single Cell Light Filtering Slub Woven
- 3/4" Single Cell Light Filtering Lux Linen

Width to:	24	30	36	42	48	54	60	66	72	84	96	108	120	132	144
Length to: 36	297	341	390	442	489	546	596	646	701	813	919	1023	1134	1242	1344
42	320	370	426	487	537	600	661	718	776	899	1020	1136	1257	1379	1495
48	339	398	458	521	577	651	713	780	845	978	1110	1242	1379	1511	1640
54	373	435	504	570	636	712	782	860	929	1074	1218	1365	1515	1658	1801
60	401	469	546	616	683	771	845	928	1005	1163	1320	1479	1634	1794	1951
66	431	504	584	662	741	830	910	998	1082	1251	1424	1590	1768	1933	2104
72	458	535	623	710	791	887	978	1070	1159	1339	1529	1705	1892	2071	2257
78	481	568	658	748	845	941	1043	1139	1238	1430	1625	1818	2016	2212	2404
84	502	595	694	791	890	990	1094	1198	1297	1500	1711	1913	2130	2333	2542
90	526	626	729	831	934	1046	1152	1263	1376	1590	1808	2028	2249	2466	2685
96	549	653	759	868	978	1094	1210	1324	1438	1667	1900	2124	2360	2587	2818
108	596	710	830	949	1072	1200	1325	1451	1579	1829	2083	2332	2593	2842	3096
120	638	768	902	1035	1169	1309	1444	1584	1717	1992	2271	2543	2825	3097	3372
132	681	824	965	1111	1262	1410	1561	1708	1857	2155	2457	2751	3057	3436	4002
144	727	881	1037	1194	1354	1516	1675	1834	1995	2318	2640	2959	3339	3889	4444

Group 10

- 3/4" Cell-in-a-Cell Blackout

Width to:	24	30	36	42	48	54	60	66	72	84	96	108	120	132	144
Length to: 36	342	391	447	510	562	628	686	744	806	934	1055	1177	1304	1428	1546
42	369	426	489	560	618	690	760	827	891	1035	1173	1306	1445	1587	1718
48	390	458	526	600	664	749	819	897	972	1125	1277	1428	1586	1738	1886
54	429	501	580	656	730	818	899	990	1069	1235	1402	1569	1743	1906	2071
60	461	539	627	709	786	887	972	1067	1157	1337	1518	1701	1880	2063	2244
66	496	580	671	761	852	954	1046	1147	1244	1439	1638	1828	2033	2223	2419
72	527	615	716	816	910	1020	1125	1230	1333	1540	1758	1961	2175	2382	2596
78	554	654	757	860	972	1082	1199	1310	1424	1644	1869	2090	2318	2545	2766
84	577	683	799	909	1023	1137	1259	1377	1492	1726	1969	2201	2450	2684	2923
90	604	719	839	956	1075	1204	1324	1453	1582	1829	2079	2331	2586	2836	3087
96	631	751	874	999	1125	1259	1390	1523	1653	1918	2185	2443	2715	2975	3242
108	686	816	954	1090	1233	1379	1524	1669	1816	2104	2397	2683	2981	3268	3559
120	734	884	1037	1190	1345	1505	1660	1822	1975	2291	2611	2925	3249	3562	3878
132	784	947	1110	1278	1451	1621	1794	1964	2135	2479	2825	3164	3515	3849	4192
144	837	1013	1192	1374	1557	1743	1926	2109	2294	2666	3035	3403	3781	4141	4513

\*Notes: 2-on-1 and 3-on-1 headrail option is strongly recommended for all blinds measuring 96" or more in width or height.  
 \* Any orders with a product over 90" width will have an additional oversized fee. See full shipping policy for details



**Simple Touch® Wand and Remote Motorization**

**Simple Touch® Wand**

Simple Touch® Wand allows the convenience of motorized shade without needing to worry where the remote is. Operated by 8 AA batteries, this unique cordless, battery powered shade has a control on a wand handle. Simple Touch® Wand cellular shades are made with the heavy-duty headrail and finest cellular shade fabrics. We offer a variety of options for the consumers' convenience.

**Features and Options:**

- Components color coordinated to shade based on standard color coordination chart on page 5
- Minimum wand length 12", Maximum wand length 60"
- Standard location right side unless specified
- Limits will be preset at upper 0" and lower at the ordered drop. Consumers can set favorite position.
- Shades are installed with heavy duty brackets. Instructions and programing guide included in hardware bag
- Optional P-Box Hub for smart device control

**Power options:**

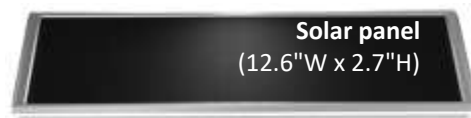
- Rechargeable battery pack included with motor surcharge.
- Power adapter – 70" including cord length in headrail, power extension cord optional

Simple Touch® Wand Motorization Surcharges	Retail
Simple Touch® Wand (added to base shade pricing)	\$371
Additional Rechargeable Battery Pack	\$137
Wall Charger with 80" cable	\$26
Power adapter (with 70" cord)	\$59
Power extension cord (118")	\$29
Solar Panel	\$312
Simple Touch P-Box Hub	\$425

Simple Touch® Wand



Simple Touch® Wand Size Limitation	Single Cell Light Filtering	Single Cell Blackout	Double Cell Blackout
Minimum Width	28"	28"	28"
Minimum Length	12"	12"	12"
Maximum Width	118"	118"	96"
Maximum Height	118"	118"	118"
Maximum Weight	9 lbs.	9 lbs.	9 lbs.



Simple Touch® Remote



**Simple Touch® Remote**

Simple Touch® Remote Shades allow the convenience of remote-controlled motorized shades with an economical option to meet your budget. With a 15-channel remote, powered by a rechargeable battery pack.

**Features and Options:**

- Standard location right side unless specified
- Limits will be preset at upper 0" and lower at the ordered drop. Consumers can set favorite position.
- Shades are installed with heavy duty brackets. Instructions and programing guide included in hardware bag
- Optional P-Box Hub for smart device control

**Power options:**

- Rechargeable battery pack included with motor surcharge.
- Power adapter – 70" including cord length in headrail,
- Power extension cord optional

**Simple Touch® Remote**

- Standard Shade upper limit preset at 0" and bottom limit set at ordered drop.

Simple Touch® Remote Motorization Surcharges	Retail		
Standard Motorized Shade (added to base shade pricing)	\$527		
Additional Rechargeable Battery Pack	\$137		
<b>Controls</b>			
Simple Touch® 15 Channel Remote	\$127		
<b>Additional Hardware</b>			
Wall Charger with 80" cable	\$26		
Power adapter (with 70" cord)	\$59		
Power extension cord (118")	\$29		
Solar Panel	\$312		
Simple Touch P-Box Hub	\$425		
<b>Simple Touch® Remote Motorization Size Limitation</b>	<b>Standard Shade</b>		
	Single Cell	Double Cell	
	Minimum Width	28"	28"
	Minimum Length	12"	12"
	Maximum Width	120"	120"
	Maximum Height	96 sq. ft	75 sq. ft.
Maximum Weight	15 lbs.	15 lbs.	

Automate Motorization

Cellular Shade Collection shades powered by Rollease Acmeda Automate (RTS) Radio Technology System provides the convenience of remote-controlled motorized shades with a well know motorization brand. With two motor types, multiple remote options along with smart device and voice command capability adding Automate Motors to your shade allows a new level of shade control.



<u>Motorization Options</u>	Retail
Standard Shades	
• Li-ion Motorization with rechargeable battery pack & charger	\$654
<b>Skylight</b> Shades	
• Li-ion Motorization with rechargeable battery pack & charger	\$874
<u>Control Options</u>	
5 Channel Push Remote	\$244
15 Channel Remote	\$283
5 Channel Wall Switch	\$205
15 Channel Wall Switch	\$244
Pulse 2 Hub	\$654
<u>Additional Hardware</u>	
Rechargeable Battery Pack	\$244
5v USB Wall Charger Block	\$29
5v USB Charge Cable 156"	\$49
96" motor extension cable	\$24
Solar Panel (only works with rechargeable battery pack)	\$312

Size Limitations	Standard	Skylight
Minimum Width	18"	24"
Minimum Height	12"	10"
Maximum Width	120"	60"
Maximum Height	120"	60"



5 Channel Remote



15 Channel Remote



Li-ion Rechargeable Battery Features:

- Li-ion rechargeable battery pack and 80" charger included
- 1-1/2" color coordinated headrail
- Handheld remote control only (no hardwire)
- Radio frequency control
- Wall mount clips and headrail mounts are included
- Smart system capability with the Pulse 2 Hub
- Flash depth including the headrail and battery tube is 3 1/4"



Pulse 2 Hub



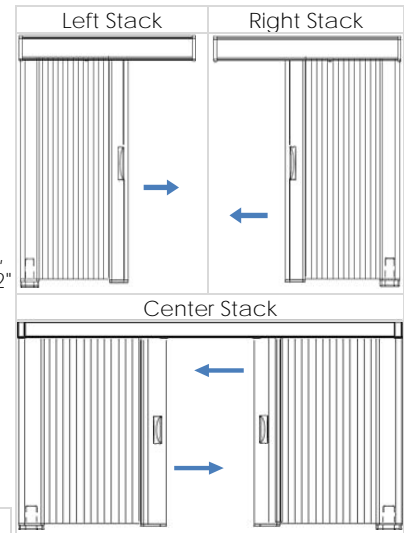
Solar Panel  
12.6" W x 2.7" H

Sliders and Specialty Shapes

Slider Cellular Shade

Features:

- Available only in 9/16" & 3/4" light filtering and blackout cellular fabrics.
- Not available in 7/16", 3/4" Cell-in-a-Cell fabrics, Linen Prints or Sheer fabrics
- Aluminum headrail and side rails available in Vanilla 002 (off-white)
- Integrated headrail requires no valance
- Cordless design
- Finished shades available in Left Stack, Center Stack or Right Stack
- Ideal for patio doors, wide windows or room dividers
- Stationary rail bottom bracket can be mounted to the floor or side walls, extension brackets available upon request. To mount the stationary bottom rail bracket to the floor, the distance between the floor and the bottom of the shade cannot be larger than 1 1/2"



Deductions			Size Limitations		Stack Width			
	Width	Height	Minimum Width	24"		Left Stack	Right Stack	Center Stack
Inside Mount	1/4"	1/2"	Minimum Height	24"	Minimum Width	6"	6"	6" per side
Outside Mount	None	None	Maximum Width	120"				
			Maximum Height	118"				

Handle Position

Height ≤ 72"	At the center of the moving rail
Height 72 1/8" – 96"	38" from the bottom of the moving rail
Height 96 1/8" – 132"	48" from the bottom of the moving rail

Minimum Mounting Space

	Minimum Mounting Depth	Minimum Flush Mount Depth
Inside Mount	2 3/4"	4"
Outside Mount	2 1/4" (Minimum Flat Vertical Surface)	

Specialty Shades & Arches

- Specialty Shades and Arches are not available for skylights
- Finished size must be provided, manufacturer will not make any deductions
- Perfect versus Non-perfect arches or circles: Perfect arches are those where the radius of the circle are consistent on all points. Non-perfect arches are not consistent at all points. Deviation of 1/16" makes it imperfect. Templates will be required on all non-perfect arches or circles.

	Shape	Operational	Template	Width Minimum	Width Maximum	Length Minimum	Length Maximum
	Arch	Non-movable	Perfect – No Non-perfect – Yes	18"	84"	9"	48"
	Quarter Arch	Non-movable	Perfect – No Non-perfect – Yes	9"	50"		
	Circle	Non-movable	Perfect – No Non-perfect – Yes	9/16" – 9" 7/16" – 12"	9/16" – 42" 7/16" – 42"		
	Hexagon	Yes	Yes	12"	48"	12"	48"
	Octagon	Yes	Yes	12"	48"	12"	48"

## Simply Cordless Systems

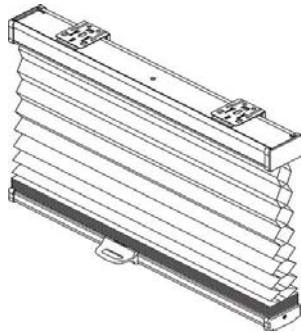
The Simply Cordless collection offers a cost effective solution for custom cordless cellular shades.

Features:

- Simply Cordless shades available in Standard, Top Down Bottom Up and Day/Night shades
- Standard and Top Down Bottom up available in both light filtering and blackout fabrics
- State of the Art vinyl headrail and bottom rail system
- 100% Polyester spun non-woven fabric
- Easy to install hidden brackets
- Day/Night shades fabric selection based on light filtering fabrics and will be the matching color in blackout fabric
- Cut to width only, no adjustments to length
  - Minimum Width
    - Standard 18"
    - Top Down Bottom Up 23"
    - Day/Night 23"
  - Lengths available: 48" or 72"

Trim Allowances	Standard	Top Down Bottom Up	Day/Night
30"	12" (6" per side)	7" (3.5" per side)	7" (3.5" per side)
38"	8" (4" per side)	8" (3" per side)	8" (3" per side)
54"	16" (8" per side)	16" (8" per side)	16" (8" per side)
72"	18" (9" per side)	18" (9" per side)	18" (9" per side)

### Simply Cordless Standard



#### Light Filtering Pricing

Width to:	30"	38"	54"	72"
Length to: 48"	109	132	171	233
Length to: 72"	124	146	189	257

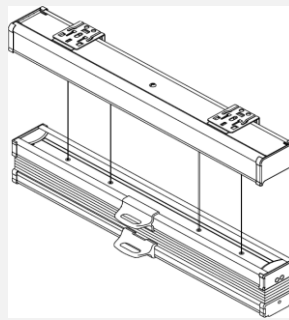
#### Blackout Pricing

Width to:	30"	38"	54"	72"
Length to: 48"	159	195	258	346
Length to: 72"	175	220	293	396

#### Simply Cordless Standard Color Chart

Color No.	Single Cell Pattern Color	Type
1G001	Cotton	Light Filtering
1G006	Fawn	Light Filtering
1G021	Gray Sheen	Light Filtering
1G030	Anthracite	Light Filtering
1G069	White dove	Light Filtering
1G070	Winter White	Light Filtering
1G346	Antique Pewter	Light Filtering
1G492	Warm Cocoa	Light Filtering
1G514	Misty Gray	Light Filtering
1G519	Sticks & Stones	Light Filtering
7G519	Bamboo Stone	Light Filtering
7G344	Bamboo Pebble	Light Filtering
2G001	Cotton	Blackout
2G006	Fawn	Blackout
2G021	Gray Sheen	Blackout
2G030	Anthracite	Blackout
2G069	White Dove	Blackout
2G070	Winter White	Blackout
2G346	Antique Pewter	Blackout
2G492	Warm Cocoa	Blackout
2G514	Misty Gray	Blackout
2G519	Sticks & Stones	Blackout
8G519	Bamboo Stone	Blackout
8G344	Bamboo Pebble	Blackout

### Simply Cordless Top Down Bottom Up



#### TDBU Light Filtering Pricing

Width to:	30"	38"	54"	72"
Length to: 48"	150	173	228	318
Length to: 72"	166	187	251	341

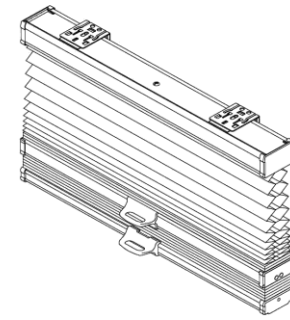
#### TDBU Blackout Pricing

Width to:	30"	38"	54"	72"
Length to: 48"	201	247	315	424
Length to: 72"	217	279	352	477

#### Simply Cordless Top Down Bottom Up Color Chart

Color No.	Single Cell Pattern Color	Type
1T001	Cotton	Light Filtering
1T006	Fawn	Light Filtering
1T021	Gray Sheen	Light Filtering
1T030	Anthracite	Light Filtering
1T069	White dove	Light Filtering
1T070	Winter White	Light Filtering
1T346	Antique Pewter	Light Filtering
1T492	Warm Cocoa	Light Filtering
1T514	Misty Gray	Light Filtering
1T519	Sticks & Stones	Light Filtering
7G519	Bamboo Stone	Light Filtering
7G344	Bamboo Pebble	Light Filtering
2T001	Cotton	Blackout
2T006	Fawn	Blackout
2T021	Gray Sheen	Blackout
2T030	Anthracite	Blackout
2T069	White Dove	Blackout
2T070	Winter White	Blackout
2T346	Antique Pewter	Blackout
2T492	Warm Cocoa	Blackout
2T514	Misty Gray	Blackout
2T519	Sticks & Stones	Blackout
8G519	Bamboo Stone	Blackout
8G344	Bamboo Pebble	Blackout

### Simply Cordless Day/Night



#### Day/Night Light Filtering Pricing

Width to:	30"	38"	54"	72"
Length to: 48"	228	285	374	516
Length to: 72"	268	333	447	597

#### Simply Cordless Day/Night Color Chart

Color No.	Single Cell Pattern Color
1D001	Cotton
1D006	Fawn
1D021	Gray Sheen
1D030	Anthracite
1D069	White dove
1D070	Winter White
1D346	Antique Pewter
1D492	Warm Cocoa
1D514	Misty Gray
1D519	Sticks & Stones

---

## Warranty

CACO, Inc. will extend a limited lifetime warranty on Cellular Shade Collection shades, a limited 3 year warranty on fabric, **operating cords** and a limited 3 year warranty on battery motors and wands. Each shade is warranted to be free from defects in materials and workmanship to the original owner, provided that the shades were properly installed in a window, door or other interior area for which they intended, maintained and cleaned with the manufacturer recommendations.

Damage resulting from misuse, abuse, exposure to the elements, including but not limited to exposure to salty air, discoloration due to sunlight or passage of time, exposure to humidity, accidents, improper installation, alterations or normal wear and tear upon the shades are not covered by this warranty. Some fading or reduction in color intensity may occur and should not be deemed defective. Returns for the above-mentioned reasons are not warranted.

The obligation of CACO's manufactured products and its distributors is limited to repair or replacement of the blinds or components found to be defective, at our option, provided the blinds are returned to an authorized CACO dealer or distributor and accompanied by "proof of purchase". CACO is not responsible for any labor costs associated with fabricating alterations, measuring, or installation and to include shipping charges.

This warranty is exclusive and in lieu of all other obligations, liabilities, or warranties. In no event shall CACO be liable or responsible for incidental or consequential damages, or for any other direct or indirect damage, loss, cost, expense, or fee. Some states do not allow the exclusion or limitations of incidental or consequential damages, so this limitation may not apply to you. This warranty gives you specific rights, and you may also have other rights, which vary from state to state.