



**CACO, INC.**  
WINDOW FASHIONS

*Version 2*  
4/15/24

# **Retail Price Guide 2024**

## **Designer Natural Woven Woods**

## Table of Contents

---

<u>Customer Service Policies</u>	1-2
<u>Designer Natural Woven Woods</u>	
Styles & Features	3
Measuring & Headrail Options	4
Shade Option & Limitation Charts	5
Features & Surcharges	6
Motorization	7
Pattern Identification	8-9
Cordless Limitations	10
Woven Wood Shade Pricing	
▪ Dynasty Collection Charts	11
▪ Galaxy Collection Charts	12
Special Notes & Ordering Instructions	13
Warranty, Care & Maintenance	14

 <p><b>WARNING</b></p> <p>5.1.3      XXXXXXXXXXXX</p>		<p>Window Blind Cord Can <b>STRANGLE</b> Your Child. Keep cords out of children's reach. Shorten cords to prevent reach. Move crib and furniture away – Children can climb furniture to reach cords.</p>	
 <p><b>ADVERTENCIA</b></p> <p>Rev. 5/18      Print 5/18</p>	<p>La cuerda de la persiana puede <b>ESTRANGULAR</b> a su niño. Mantenga las cuerdas fuera del alcance de los niños. Acorte las cuerdas para evitar el alcance. Mueva la cuna y los muebles – Los niños pueden subir los muebles para alcanzar las cuerdas.</p>		

## How to place an order

For your convenience, CACO provides you with the option of placing orders by either telephone, email, online or fax (if placed by fax, CACO will provide order forms at no additional cost; customers must request forms). Orders placed after 3:00 pm EST will be forwarded to the next business day.

## Telephone orders

CACO Customer Service Representatives are available between the hours of 8:30 am and 5:00 pm Eastern Standard time at 1-800-552-5278. Any order placed by phone requires a signed order confirmation returned to customer service by fax or email before proceeding with order. Keep in mind, when phoning in your order, it is important to have the following information available:

- Account number (if known)
- Individuals name that is calling
- P.O. number and/or side mark
- Color or colors
- Type of product ordered
- Measurements (width-first, length-second)
- Inside or outside mount (i.m./i.b or o.m./o.b)
- Control instructions
- Ship to address if different than sold-to
- Special instructions for shipping
- Valance instructions
- Any other special instructions
- Quote number, if order is placed from a previous quote

## Fax and Email Orders

Fax orders can be placed any time of day or night including holidays at 1-866-926-5836 or email to [customerservice@cacoinc.com](mailto:customerservice@cacoinc.com). To ensure order accuracy for faxed orders, it is advisable to use the order forms CACO supplies or a comparable form. It is important to note the number of pages of your order, including the cover sheet to ensure that no pages will be missing. For fax or email orders please include all of the same information required for telephone orders. Any omission of pertinent information will only delay your orders manufacturing time.

## Online Orders

Orders can be placed online at <https://88043.picbusiness.com/>. If you your account has not been set up to access our online portal, please contact [support@cacoinc.com](mailto:support@cacoinc.com) to sign up. This access allows you to quote, order as well as make payments online. Please note roller shades, aluminum blinds and shutters are not available online to quote or place as orders, you will need to contact customer service to for information about these products. Additionally, orders are released from internet hold and reviewed for credit at the daily 3:00 PM EST cutoff. Any orders submitted online after this time will be reviewed the following business day.

## How to expedite an order

We can often provide a faster ship date for emergency situations, only if this is noted at the time the order is placed. Requested next day and second day shipping will move freight prepaid and will be added to your account at the time of invoicing.

## Expedite cost

48-hour rush: \$7.50 per blind 72-hour rush: \$5.00 per blind

NOTE: Rush only applies to discounted orders, not on contract quotes and may not be available during high volume periods. The clock starts running after your order clears credit and enters production.

## How to add on or make changes to an order

In the event that you wish to add to your original order, it is possible, as long as the order is still in production. You will be required to submit changes in writing and must be signed by a person of authority indicating the items you wish to add or change. **No verbal requests can be made. You will need to refer to the original P.O. number and indicate clearly the additions or changes you're requesting.** Note: because add-ons may affect production time, check with customer service for any possible delays.

## How to cancel an order

Cancellations or changes require an immediate response and can only take place up until the start of fabrication. You must first identify your P.O. number or side mark and then state the cancellation or change. Cancellations must be faxed or emailed in writing only, phone calls are not permitted. If an order has already been cut, a minimum charge of 50% will apply.

## Should you order for the same room at different times?

This is a frequently asked question and should be addressed and explained at the point of sale. Under normal circumstances blinds, shades and verticals should be ordered for the same room at one time to prevent color deviations, as a result of dye and paint color variations from original lot to the other. If additional blinds, shades or verticals are ordered at a later time for the same room there can be a distinct color difference from the existing product to the new product. Also, window coverings that have been previously installed can have shade differentiations from newer products due to the progress of aging.

## Questions concerning an order

Once you contact customer service you must have your P.O. number and/or side mark available.

## Shipping and Handling Charges

- A \$15 minimum order charge will be added to any order with only one item.
- A \$8 per blind handling fee will be added for all delivery orders.
- A \$10 per blind handling fee will be added to drop ship orders in lieu of the \$8 per blind fee.
- Any orders with a product over 90" width (width or length for verticals) will have an oversized fee of \$85 per blind up to \$170 added to the per blind fee.
- Any orders with a product over 104" (including width or length for verticals or valances that are not ordered spliced) will ship by LTL carrier F.O.B Johnson City, TN.
- Any order to be delivered by LTL truck to an area considered residential or restricted delivery areas by freight carriers will have an additional fee of \$125. The residential fee can be avoided if you opt to pick up shipment at the freight terminal in lieu of delivery. If you opt for terminal pick up, customer service will need to be informed at the time your order is placed.
- Accessorial LTL Truck delivery charges such as liftgate, inside delivery, re-consignment, re-delivery, etc. will be the responsibility of the receiving party.

Credit and additional charges

Open accounts are established by submitting a CACO credit application. You will be required to list trade and bank references as well as a current sales tax id number. C.O.D. accounts are also obligated to submit a credit application. Invoices are due within 30 days of the date posted. After 30 days accounts will be charged 1.5% interest per month. CACO reserves the right not to ship to accounts with past due balances.

Payment Policy

Current payment methods accepted are check, emailed or faxed checks for ACH processing, credit cards (Mastercard, Visa, Discover) and online payments by credit card or bank draft. Due to additional credit card fees, effective March 8<sup>th</sup>, a 2% processing fee will be added to all credit card payments. This fee can be avoided by either mailing checks to our PO Box or to expedite payments send a copy of your check along with our Check by Fax form by email to customerservice@cacoinc.com or fax to (866) 552-5278. Please note CACO will not automatically charge any credit card or process ACH transaction without a current, on file preauthorization forms, otherwise approval will be required at the time of each transaction.

If you receive product that has been visibly damaged while in transit

Before accepting any shipments, please examine each carton carefully. If shipment shows any signs of mistreatment or damage, i.e., wheel marks, crushed or bent cartons note this on the bill of lading and have the driver sign it and note damage. Should a replacement be necessary, CACO will bill you. Your replacement invoice will enable you to file a claim with the responsible carrier. It is imperative that you count all cartons prior to signing the bill of lading; any shortages must be noted on the bill of lading with the driver's signature.

Shipping discrepancies

If the product received does not agree with your packing slip, contact a CACO customer service representative within 24 hours. Your representative will verify any action needed for a resolution and expedite any necessary replacements.

If you should receive a defective product

Your warranty protects you against defective products (please read your warranty for all information, disclaimers and liabilities). Should you receive a defective product, contact CACO customer service and provide detailed information including your P.O. number. If the product is not sent back for repair, you will be invoiced for a replacement and required to return back the original product to CACO for inspection. Any issue arising past 30 days from receipt of original order will be required to return product for repair.

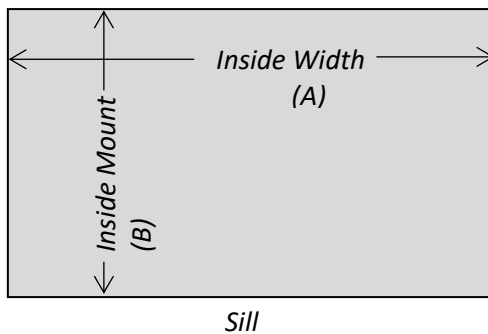
## How to Measure

Inside mount

A. Measure the window opening at three different places and use the narrowest dimension when ordering. Be exact! The factory will make the blind slightly narrower, so it won't rub against the window casing. (See A inside mount).

B. Measure the height of the window from the top (soffit) down to the sill. NOTE: The finished blind length may have a tolerance of based on product.

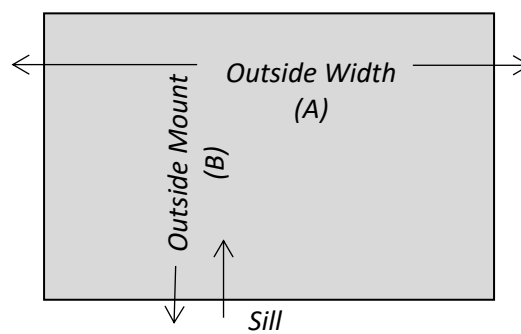
*Based on product, CACO will automatically make a deduction on width for measurements submitted as inside mount.*



Outside mount


Measure exact width and height of the area to be covered. It is recommended that blinds overlap the window opening by at least 1 1/2" on each side to insure privacy and control sunlight. (See A outside mount). When installation is designed for "no sill," allow the blind to overlap the bottom of the window casing by at least 1 1/2". Blinds will be made to exact measurements given. NOTE: The finished blind length may have a tolerance of based on product.

*CACO will not make any deductions for measurements submitted as outside mount.*



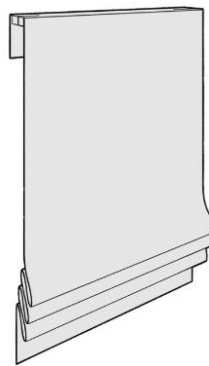
Styles & Features

Flat Fold Cordless (Standard)



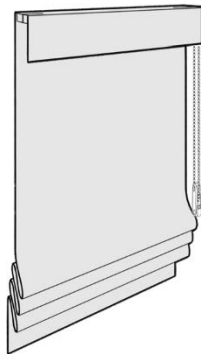
- Mounted on 1 1/2" x 3/4" wood headrail.
- Includes 6" front valance
- Minimums: Based on Pattern
- Maximums: Based on Pattern

Waterfall Cordless



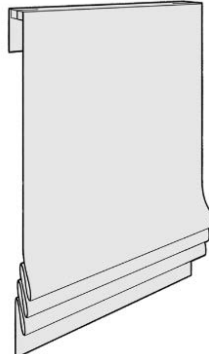
- Mounted on 1 1/2" x 3/4" wood headrail.
- Includes 6" front valance
- Minimums: Based on Pattern
- Maximums: Based on Pattern

Flat Fold (Loop Control)



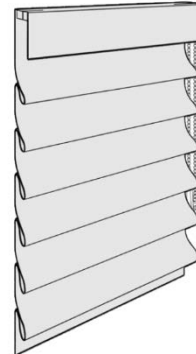
- Mounted on 1 1/2" x 3/4" or 2 1/2" x 3/4" wood headrail based on size.
- Includes 6" front valance
- Metal Bead Chain Only
- Minimums: Width - 18" Height - 24"
- Maximums: Width - 96" Height - 96"

Waterfall (Loop Control)




- Mounted on 1 1/2" x 3/4" or 2 1/2" x 3/4" wood headrail based on size.
- 4" back valance
- Controls hidden behind shade
- Metal Bead Chain Only
- Minimums: Width - 18" Height - 24"
- Maximums: Width - 96" Height - 96"

Hobbled (Loop Control)



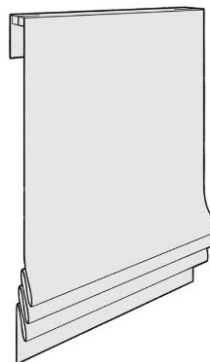
- Mounted on 1 1/2" x 3/4" or 2 1/2" x 3/4" wood headrail based on size.
- Includes 6" valance
- Hobble Shade retains Flat Fold Pleats in lowered position
- Metal Bead Chain Only
- Minimums: Width 18" Height - 24"
- Maximums: Width - 96" Height - 96"

Flat Fold Motorized



- Mounted on 1 1/2" x 3/4" wood headrail.
- Includes 6" front valance
- Minimums: Based on Pattern
- Maximums: Based on Pattern

Waterfall Motorized



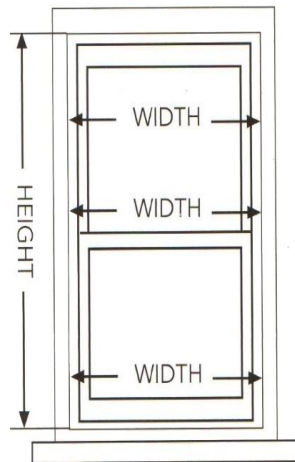
- Mounted on 1 1/2" x 3/4" wood headrail.
- Includes 6" front valance
- Minimums: Based on Pattern
- Maximums: Based on Pattern

## Measuring and Headrail options

### Measuring Instructions

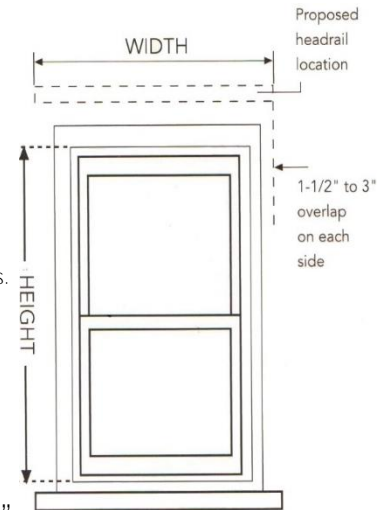
#### Inside Mount

- Measure inside width across at the top, middle and bottom of the window. Use the narrowest measurement when ordering. The factory will take a 1/4" deduction from each side for operational clearance (1/2" total).
- Measure inside height at the top and bottom. No deductions are taken from length measurements.
- L-Shaped bracket will be provided for installation.
- Note: Finished shade length may not be exactly as specified if exact dimension falls in the middle of a wide slat. Length tolerance of +/- 1"



#### Outside Mount

- Measure exact finished width of shade. It is recommended that 3" be added to shade width for standard overlap.
- Measure exact finished length of shade. It is recommended that 1" - 1 1/2" be added to shade length for a standard shade.
- No deductions are taken for outside mount measurements.
- Side returns included.
- Valance width will be approximately 1" wider than ordered width.
- Note: Finished shade length may not be exactly as specified if exact dimension falls in the middle of a wide slat. Length tolerance of +/- 1"



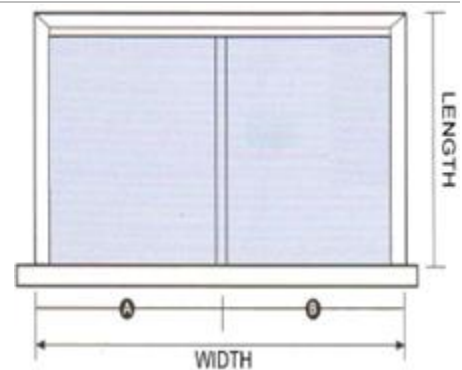
### Two Shades on Headrail

Shades can be mounted on one headrail for an additional surcharge.

- Flat Fold and Waterfall Styles only
- Charged as individual shades
- Available in Cordless & Loop Control
- Loop mechanisms and must be ordered on opposite ends. (L/L, L/R, R/R, cannot be ordered R/L)
- Minimum width 24"
- Maximum shade size 102"
- Valance maximum width without railroading is 96"

### Measuring 2 on 1 Headrail:

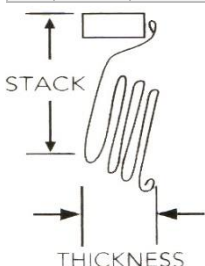
- Measure width of area shade is to cover
- Factory will allow a minimum of 1/2" between shades for Operating clearance.
- Total width of all shades must equal total headrail width.
- Measure length using standard inside/outside mount procedures
- For patio doors, measure length to within 1" of the floor from top of shade
- Cords should be on outside edges of shades.
- Wall installation is recommended



### Stacking Dimensions

- All shades fully lifted stack to an average of 8"-10"
- Thickness of stack varies with different material weave.

Stacking Chart				
	Flat Fold & Waterfall		Hobbled	
	Approx. Height	Approx. Thickness	Approx. Height	Approx. Thickness
24"	7.5"	1.5"	8.5"	2.5"
48"	7.5"	2.5"	8.5"	3"
72"	7.5"	3.5"	8.5"	3.5"
96"	8"	4.5"	9"	4.5"



\*Stacking averages:  
Actual height may vary approx. +/-1"

### Headrail Options

Headrail Dimensions	Depth	Height	Minimum Depth Requirements			Profile
			Depth	Flush Mount	Outside mount	
Cordless	1 1/2"	3/4"	1 1/2"	3"	2" of Flat Surface	
Motorization						
Slim Loop Control	1 1/2"	3/4"	1 1/2"	2 1/2"	2" of Flat Surface	
Standard Loop Control	2 1/2"	3/4"	2 1/2"	3 1/2"	2" of Flat Surface	

Shade option and limitation charts

Shade Style Options All Patterns		Styles										
		Flat Fold	Waterfall	Hobbled	1/2" Edge Binding	2 1/2" Edge Binding	Motorization	Cordless	Loop Control	Privacy Liner	Blackout Liner	2-on-1 Headrail
Styles	Flat Fold	Y			Y	Y	Y	Y	Y	Y	Y	Y
	Waterfall		Y		Y	Y	Y	Y	Y	Y	Y	Y
	Hobbled			Y	Y	Y	N	N	Y	Y	Y	N
Upgrades	1/2" Edge Binding	Y	Y	Y	Y	N	Y	Y	Y	Y	Y	Y
	1 1/2" Edge Binding	Y	Y	Y	N	Y	Y	Y	Y	Y	Y	Y
	Cordless	Y	Y	N	Y	Y	N	Y	N	Y	Y	Y
	Loop Control	Y	Y	Y	Y	Y	N	N	Y	Y	Y	Y
	Privacy Liner	Y	Y	Y	Y	Y	Y	Y	Y	Y	N	Y
	Blackout Liner	Y	Y	Y	Y	Y	Y	Y	Y	Y	N	Y
	2-on-1 Headrail	Y	Y	N	Y	Y	Y	Y	Y*	Y	Y	Y
Cord Position	Cord Position	Y	Y	Y	Y	Y	N	N	Y	Y	Y	N
	Ext. Bracket	Y	Y	Y	Y	Y	Y	Y	Y	Y	Y	Y
	Hold Down Clips	Y	Y	Y	Y	Y	Y	Y	Y	Y	Y	Y

\*2-on-1 shades ordered with Loop Control must be ordered with controls on opposite ends of each other (L/L, L/R, R/R only)

Shade Limitations		Minimum Width	Maximum Width	Minimum Height	Maximum Height
Styles	Flat Fold	18"	96"	24"	96"
	Waterfall	18"	96"	24"	96"
	Hobbled	18"	96"	24"	96"
Upgrades	1/2" Edge Binding	18"	96"	24"	96"
	1 1/2" Edge Binding	18"	96"	24"	96"
	Motorization	24"	See Motorization limit chart	36"	See Motorization limit chart
	Cordless	See Cordless limit chart	96"	24"	96"
	Privacy Liner	18"	96"	24"	96"
	Blackout Liner	18"	96"	24"	96"
	2-on-1 Headrail	24"	96"	24"	96"

Features and Surcharges

Standard Features

- Cordless Flat Fold or Cordless Waterfall are standard – other styles require surcharge
- **6" Standard Valance for Flat Fold**
- Valance side returns on outside mount only
- Wood headrail 1 1/2" width
- Not available in Hobbled Shade

No Charge Options

- Hold down clips
- Extension Brackets
- Returns on outside mount shades. Returns are made to the side of the front or back valance. Square, camel colored Velcro will be provided to attach returns
- Optional Regular side returns for inside mount shades

Loop Chain Control

- Left or Right control positions
  - Not available with Cordless or Motorization.
- Only available in cord loop, not PVC loop
- Loop control cord available in Stainless or Bronze chain
- Compliant Tension device
- **Minimum Width 24"**
  - **Maximum Height 120"**
- 2 Wood headrail widths based on shade size:
  - 1 1/2" width Slim Loop Control Headrail will be used on shades up 72" x 72" except for patterns B2264, B2265, B3311 & B3312, where the maximum size is 60" X 60". This is an estimate and can vary based on pattern selected or shade size.
  - 2 1/2" width Standard Loop Control Headrail will be used on shades larger than 72" x 72" except for patterns B2264, B2265, B3311 & B3312, where the minimum size is 60" X 60". This is an estimate and can vary based on pattern selected or shade size.

Surcharges

- Hobbled Shade, Liner and Edge Banding subject to 30% surcharge
- Tile Cutouts \$8 surcharge per cut, must provide sketch with exact measurements for "in" and "up"

Edge Banding

- Available in 1/2" or 1 1/2" widths
- **Mitered corners for 1.5" edge banding**
- Color coordinated thread
- Fabric sewn on left/right/bottom of shade body, except Flat Fold valance or Cordless shades are left/right only

1/2" Fabric Edge Banding:

Length	36"	48"	60"	72"	84"	96"	108"	120"
	54	61	69	77	85	97	107	116

1 1/2" Fabric Edge Banding (Mitered):

Length	36"	48"	60"	72"	84"	96"	108"	120"
	111	127	145	162	184	211	237	260

Edge Banding Colors	
Color	Number
White	001
Oyster	002
Navy	007
Caramel	048
Chocolate	033
Silver	039
Warm Gray	043
Vanilla	006

Privacy & Blackout Liners

- Lining is attached to the back of the shade.
- Liner surcharge is added to the price of the shade
- Privacy Liner: Allows sunlight to filter through.
- Blackout Liner: Opaque room darkening liner with exterior off white lining.
- Standard design for shades is with the liner color facing interior and white back facing the exterior or street. Shades can be ordered in reverse but need to be requested with the color facing the street.
- Lining is subject to wrinkling.
- 30% Surcharge for Hobbled Shade Liner.

Privacy Liner

	2294P-White	2290P-Cream	2291P-Teak								
	2277P-Natural	2273P-Gray									
Width to:	24"	30"	36"	42"	48"	60"	72"	84"	96"		
Length to:	36"	51	57	64	70	88	116	132	148	164	
	42"	55	61	69	76	97	127	145	162	180	
	48"	59	67	75	83	105	137	157	177	196	
	54"	62	70	80	89	114	147	169	191	213	
	60"	67	75	86	96	122	158	181	206	229	
	66"	70	80	91	102	130	168	194	220	245	
	72"	74	84	96	109	138	179	206	234	262	
	78"	100	115	129	144	195	248	284	320	356	
	84"	103	120	136	152	206	260	299	338	377	
	90"	108	126	142	159	215	273	313	355	396	
	96"	113	130	148	166	226	285	329	372	416	
	102"	116	135	155	173	236	298	344	391	437	
	108"	121	141	160	180	246	310	359	408	456	
	114"	126	146	167	188	257	323	375	426	477	
	120"	129	151	173	195	266	336	390	443	496	

Blackout Liner

	2294BO-White	2290BO-Cream	2291BO-Teak								
	2277BO-Natural	2273BO-Gray									
Width to:	24"	30"	36"	42"	48"	60"	72"	84"	96"		
Length to:	36"	61	70	79	88	108	141	162	182	204	
	42"	65	77	86	96	119	155	179	202	225	
	48"	70	83	94	106	129	168	194	220	247	
	54"	76	89	101	114	141	182	211	239	269	
	60"	81	95	108	122	151	195	227	258	290	
	66"	86	102	115	131	162	209	243	277	311	
	72"	90	108	123	140	173	222	260	296	333	
	78"	117	137	157	177	238	300	349	396	443	
	84"	122	144	165	186	251	317	368	418	469	
	90"	128	150	173	195	264	333	387	441	496	
	96"	134	158	181	205	277	350	407	464	521	
	102"	139	164	189	215	289	366	427	487	547	
	108"	145	171	197	224	302	382	446	509	573	
	114"	149	178	205	234	315	398	464	532	599	
	120"	155	184	213	243	328	414	485	555	625	



Motorization

- Available in Flat fold or Waterfall styles
- Wood headrail 1 1/2" width
- Not available in Loop Control or Hobbled Shade
- Motor has built-in rechargeable lithium battery, using charger DC264 (1.1 Nm motor) to recharge
- The average motor charge will last about six months with everyday use.
- Remote control (White Only) can operate up to 15 shades
- Designate left or right for charging lead to accommodate power source.
- Shades will be programed before shipping, so notes will need to be made on order form to designate what shades will be assigned to which channel(s).



Automate Motorization Price	
Automate 1.1 Nm Li-ion	
12V Motor	\$179 Net
Wall Charger 12V	\$25 Net
Paradigm 15 Channel	
Remote	\$48 Net
Pulse Hub	\$166 Net
Solar Panel	\$32 Net

Motorization Limitations for Dynasty Patterns		72" DROP (Max. Width)		96" DROP (Max. Width)	
Chart	Pattern Name	Without Lining	With lining	Without Lining	With lining
1	Beijin – Smoke / Storm	96"	84"	78"	60"
1	Cortina – Latte / Shale	96"	84"	78"	60"
1	Yunnan – Cloud / Stone	96"	84"	78"	60"
2	Lhasa – Noir / White Sand	90"	72"	66"	54"
2	Meteor – Leaf / Shadow / Snow	96"	96"	96"	72"
2	Ningxia – Graystone / Taupe / White	96"	90"	90"	66"
2	Prarie – Taupe / Snow	96"	84"	78"	60"
2	Techno – Cinder / Haze	96"	84"	78"	60"
3	Hampton – Bisque / Natural / Slate	96"	96"	96"	78"
3	Tibet – Flax / Sterling	96"	96"	96"	96"
4	Chelsea – Sand / Stone	96"	96"	96"	96"
4	Havana – Café / Hemp / Pearl / Silver	96"	96"	96"	96"
4	Sand Dune – Gray / Marble / Taupe / White	96"	96"	96"	96"
4	Seawave – Bark / Mushroom / Slate	96"	96"	96"	84"
5	Classic Braid – Chestnut / Natural / Silver	96"	96"	96"	96"
5	Comoros – Natural / Pale Gray	96"	96"	96"	96"
5	Crosswave – Sand / Sandal	96"	96"	96"	96"
5	Senegal – Dune / Ivory / Toast / Silver	96"	96"	96"	96"

Motorization Limitations for Galaxy Patterns		72" DROP (Max. Width)		96" DROP (Max. Width)	
Chart	Pattern Name	Without Lining	With lining	Without Lining	With lining
1	Zagoli Sienna	96"	84"	72"	60"
1	Argos	96"	84"	72"	60"
1	Kyoto – Frost / Russet	96"	96"	96"	96"
2	Mesabi White	90"	96"	84"	72"
2	Bamboo Harvest	84"	72"	60"	48"
2	Aris Wheat	96"	96"	96"	96"
2	Edessa Cream	96"	96"	96"	84"
3	Lulea Snow	96"	96"	96"	96"
4	Luxor – Chestnut / Sand / Silver Charm	96"	96"	96"	96"
4	Lyon – Chalk / Glacier / Taupe	96"	96"	96"	72"
4	Arroyo – Gray / Pale Smoke / Thunder	96"	96"	96"	96"
4	Essex – Late / Sage / Straw / White Cloud	96"	96"	96"	96"
4	Arroyo – Gray / Pale Smoke / Thunder	96"	96"	96"	96"
4	Essex – Latte / Sage / Straw / White Cloud	96"	96"	96"	96"
4	Lakeshore – Latte / Straw / White Sands	96"	96"	96"	96"
4	Sanoma – Caramel / Concrete / Rust / Sabds	96"	96"	96"	96"
4	Hudson – Flax / Pebble	96"	96"	96"	96"
4	Timmins – Cream / Fossil / Seal	96"	96"	96"	96"
4	Serenity Mist	96"	96"	96"	96"
4	Avedon	96"	96"	96"	96"
5	Kingston – Rice / Rock / Smoke	96"	96"	96"	96"
5	Giza – Midnight / Snow / Wheat	96"	96"	96"	96"
5	Chatou – Snow / Star / Stone	96"	96"	96"	96"
5	Dawson – Marble / Tea / White	96"	96"	96"	96"
5	Zaria – Mink / Silver White	96"	96"	96"	96"
5	Boras Snow	96"	96"	96"	96"
5	Amour Wheat	96"	84"	72"	60"
5	Bengall Sand	96"	96"	96"	96"
5	Goya – Dawn / Wheat	96"	96"	96"	96"
6	Moncton – Granite / Snow Gray / Snow White	96"	96"	96"	96"
6	Zeffa – Grayish White / Mushroom / White /	96"	96"	96"	96"
6	Kuwada – Cotton / Lava / Stone	96"	96"	96"	96"
6	Surroy – Amber / Pearl / Tea / Whiterock	96"	96"	96"	96"
6	Winnipeg – Cream / Silver	96"	96"	96"	96"

Dynasty Pattern Identification

Dynasty Patterns			
Chart Listed on Samples	Pattern Number	Pattern Name	Roman Shade Price Chart
1	B3205	Beijin Smoke	Dynasty 1
1	B3206	Beijin Storm	Dynasty 1
1	B3201	Cortina Latte	Dynasty 1
1	B3202	Cortina Shale	Dynasty 1
1	B3211	Yunnan Cloud	Dynasty 1
1	B3212	Yunnan Stone	Dynasty 1
2	B3311	Lhasa Noir	Dynasty 2
2	B3312	Lhasa White Sand	Dynasty 2
2	B3322	Meteor Leaf	Dynasty 2
2	B3321	Meteor Shadow	Dynasty 2
2	B3323	Meteor Snow	Dynasty 2
2	B3353	Ningxia Graystone	Dynasty 2
2	B3352	Ningxia Taupe	Dynasty 2
2	B3351	Ningxia White	Dynasty 2
2	B3341	Prarie Taupe	Dynasty 2
2	B3342	Prarie Snow	Dynasty 2
2	B3332	Techno Cinder	Dynasty 2
2	B3331	Techno Haze	Dynasty 2
3	BJ3406	Hampton Bisque	Dynasty 3
3	BJ3405	Hampton Natural	Dynasty 3
3	BJ3407	Hampton Slate	Dynasty 3
3	BJ3416	Tibet Flax	Dynasty 3
3	BJ3415	Tibet Sterling	Dynasty 3
4	BP3506	Chelsea Sand	Dynasty 3
4	BP3505	Chelsea Stone	Dynasty 4
4	J3517	Havana Café	Dynasty 4
4	J3515	Havana Hemp	Dynasty 4
4	J3516	Havana Pearl	Dynasty 4
4	J3518	Havana Silver	Dynasty 4
4	BP3504	Sand Dune Gray	Dynasty 4
4	BP3501	Sand Dune Marble	Dynasty 4
4	BP3503	Sand Dune Taupe	Dynasty 4
4	BP3502	Sand Dune White	Dynasty 4
4	BP3511	Seawave Bark	Dynasty 4
4	BP3512	Seawave Mushroom	Dynasty 4
4	BP3513	Seawave Slate	Dynasty 4
5	BJ3613	Classic Braid Chestnut	Dynasty 5
5	BJ3611	Classic Braid Natural	Dynasty 5
5	BJ3612	Classic Braid Silver	Dynasty 5
5	J3608	Comoros Natural	Dynasty 5
5	J3607	Comoros Pale Gray	Dynasty 5
5	J3602	Crosswave Sand	Dynasty 5
5	J3601	Crosswave Sandle	Dynasty 5
5	J3604	Senegal Dune	Dynasty 5
5	J3603	Senegal Ivory	Dynasty 5
5	J3606	Senegal Silver	Dynasty 5
5	J3605	Senegal Toast	Dynasty 5

Galaxy Pattern Identification

Galaxy Patterns			
Chart Listed on Samples	Pattern Number	Pattern Name	Roman Shade Price Chart
1	BB1001	Argos	Galaxy 1
1	BB1268	Kyoto Frost	Galaxy 1
1	BB1266	Kyoto Russet	Galaxy 1
1	BB1080	Zagoli Sienna	Galaxy 1
2	BB2780	Aris Wheat	Galaxy 2
2	BB2264	Bamboo Harvest	Galaxy 2
2	BB2090	Edessa Cream	Galaxy 2
2	BB2253	Mesabi White	Galaxy 2
3	BJ3403	Lulea Snow	Galaxy 3
4	BY4201	Arroyo Thunder	Galaxy 4
4	BY4202	Arroyo Gray	Galaxy 4
4	BY4203	Arroyo Pale Smoke	Galaxy 4
4	BJ4350	Avedon	Galaxy 4
4	PB4190	Essex Latte	Galaxy 4
4	PB4170	Essex Sage	Galaxy 4
4	PB4180	Essex Straw	Galaxy 4
4	PB4160	Essex White Cloud	Galaxy 4
4	PB4212	Hudson Flax	Galaxy 4
4	PB4210	Hudson Pebble	Galaxy 4
4	BJ4523	Serenity Mist	Galaxy 4
4	PB4102	Lakeshore Latte	Galaxy 4
4	PB4103	Lakeshore Straw	Galaxy 4
4	PB4101	Lakeshore White Sands	Galaxy 4
4	PB4250	Luxor Chestnut	Galaxy 4
4	PB4260	Luxor Sand	Galaxy 4
4	PB4270	Luxor Silver Charm	Galaxy 4
4	PB4383	Lyon Chalk	Galaxy 4
4	PB4373	Lyon Glacier	Galaxy 4
4	PB4363	Lyon Taupe	Galaxy 4
4	PP4703	Sanoma Caramel	Galaxy 4
4	PP4705	Sanoma Concrete	Galaxy 4
4	PP4706	Sanoma Ginger	Galaxy 4
4	PP4704	Sanoma Rust	Galaxy 4
4	PP4702	Sanoma Sands	Galaxy 4
4	PP4701	Sanoma Snow	Galaxy 4
4	PB4240	Timmins Cream	Galaxy 4
4	PB4220	Timmins Fossil	Galaxy 4
4	PB4230	Timmins Seal	Galaxy 4

Galaxy Patterns			
Chart Listed on Samples	Pattern Number	Pattern Name	Roman Shade Price Chart
5	BJ5525	Amour Wheat	Galaxy 5
5	BJ5240	Bengali Sand	Galaxy 5
5	BJ5514	Boras Sno	Galaxy 5
5	PB5480	Chatou Snow	Galaxy 5
5	PB5460	Chatou Star	Galaxy 5
5	PB5470	Chatou Stone	Galaxy 5
5	PY5510	Dawson Marble	Galaxy 5
5	PY5530	Dawson Tea	Galaxy 5
5	PY5520	Dawson White	Galaxy 5
5	PB5420	Giza Midnight	Galaxy 5
5	PB5430	Giza Wheat	Galaxy 5
5	PB5440	Giza Snow	Galaxy 5
5	PP5740	Kingston Rice	Galaxy 5
5	PP5730	Kingston Rock	Galaxy 5
5	PP5720	Kingston Smoke	Galaxy 5
5	JJ5010	Goya Dawn	Galaxy 5
5	JJ5050	Goya Wheat	Galaxy 5
5	PY5313	Zaria Mink	Galaxy 5
5	PY5311	Zaria Silver White	Galaxy 5
6	JP6874	Kuwada Cotton	Galaxy 6
6	JP6872	Kuwada Lava	Galaxy 6
6	JP6870	Kuwada Stone	Galaxy 6
6	JP6778	Moncton Snow White	Galaxy 6
6	JP6779	Moncton Snow Gray	Galaxy 6
6	JP6777	Moncton Granite	Galaxy 6
6	JP6813	Surroy Pearl	Galaxy 6
6	JP6811	Surroy Whiterock	Galaxy 6
6	JP6810	Surroy Amber	Galaxy 6
6	JP6812	Surroy Tea	Galaxy 6
6	PY6832	Winnipeg Cream	Galaxy 6
6	PY6830	Winnipeg Silver	Galaxy 6
6	JP6334	Zeffa White	Galaxy 6
6	JP6335	Zeffa Whitish Gray	Galaxy 6
6	JP6336	Zeffa Grayish White	Galaxy 6
6	JP6333	Zeffa Mushroom	Galaxy 6

**Cordless Pattern Limitations**

Cordless Limitations for Dynasty Patterns		Width		Length	
Chart	Pattern Name	Minimum	Maximum	Minimum	Maximum
1	Beijin – Smoke / Storm	19"	96"	24"	96"
1	Cortina – Latte / Shale	19"	96"	24"	96"
1	Yunnan – Cloud / Stone	19"	96"	24"	96"
2	Lhasa – Noir / White Sand	18"	96"	24"	96"
2	Meteor – Leaf / Shadow / Snow	18"	96"	24"	96"
2	Ningxia – Graystone / Taupe / White	19"	96"	24"	96"
2	Prarie – Taupe / Snow	19"	96"	24"	96"
2	Techno – Cinder / Haze	18"	96"	24"	96"
3	Hampton – Bisque / Natural / Slate	18"	96"	24"	96"
3	Tibet – Flax / Sterling	18"	96"	24"	96"
4	Chelsea – Sand / Stone	18"	96"	24"	96"
4	Havana – Café / Hemp / Pearl / Silver	18"	96"	24"	96"
4	Sand Dune – Gray / Marble / Taupe / White	18"	96"	24"	96"
4	Seawave – Bark / Mushroom / Slate	18"	96"	24"	96"
5	Classic Braid – Chestnut / Natural / Silver	22"	96"	24"	96"
5	Comoros – Natural / Pale Gray	18"	96"	24"	96"
5	Crosswave – Sand / Sandal	19"	96"	24"	96"
5	Senegal – Dune / Ivory / Toast / Silver	18"	96"	24"	96"

Cordless Limitations for Galaxy Patterns		Width		Length	
Chart	Pattern Name	Minimum	Maximum	Minimum	Maximum
1	Zagoli Sienna	19"	72"	24"	72"
1	Argos	19"	72"	24"	72"
1	Kyoto – Frost / Russet	19"	72"	24"	72"
2	Mesabi White	18"	72"	24"	72"
2	Bamboo Harvest	19"	72"	24"	72"
2	Aris Wheat	18"	72"	24"	72"
2	Edessa Cream	18"	96"	24"	96"
3	Lulea Snow	19"	96"	24"	96"
4	Luxor – Chestnut / Sand / Silver Charm	18"	96"	24"	96"
4	Lyon – Chalk / Glacier / Taupe	18"	96"	24"	96"
4	Arroyo – Gray / Pale Smoke / Thunder	18"	96"	24"	96"
4	Essex – Late / Sage / Straw / White Cloud	18"	96"	24"	96"
4	Arroyo – Gray / Pale Smoke / Thunder	18"	96"	24"	96"
4	Essex – Latte / Sage / Straw / White Cloud	18"	96"	24"	96"
4	Lakeshore – Latte / Straw / White Sands	18"	96"	24"	96"
4	Sanoma – Caramel / Concrete / Rust / Sabds	22"	96"	24"	96"
4	Hudson – Flax / Pebble	18"	96"	24"	96"
4	Timmins – Cream / Fossil / Seal	18"	96"	24"	96"
4	Serenity Mist	18"	96"	24"	96"
4	Avedon	18"	96"	24"	96"
5	Kingston – Rice / Rock / Smoke	18"	96"	24"	96"
5	Giza – Midnight / Snow / Wheat	19"	96"	24"	96"
5	Chatou – Snow / Star / Stone	18"	96"	24"	96"
5	Dawson – Marble / Tea / White	18"	96"	24"	96"
5	Zaria – Mink / Silver White	18"	96"	24"	96"
5	Boras Snow	18"	96"	24"	96"
5	Amour Wheat	18"	96"	24"	96"
5	Bengali Sand	18"	96"	24"	96"
5	Goya – Dawn / Wheat	18"	96"	24"	96"
6	Moncton – Granite / Snow Gray / Snow White	18"	96"	24"	96"
6	Zeffa – Grayish White / Mushroom / White / Whitish Gray	18"	96"	24"	96"
6	Kuwada – Cotton / Lava / Stone	18"	96"	24"	96"
6	Surroy – Amber / Pearl / Tea / Whiterock	18"	96"	24"	96"
6	Winnipeg – Cream / Silver	18"	96"	24"	96"

Dynasty Patterns Shade Price Charts

Dynasty 1

		Beinin		Cortina			Yunnan				
		Width	24"	30"	36"	42"	48"	60"	72'	84"	96"
Length to:	36"	366	419	456	520	563	670	813	937	1136	
	42"	378	432	472	538	582	695	843	970	1173	
	48"	387	443	484	552	600	717	869	1000	1207	
	54"	413	475	521	596	647	774	937	1078	1296	
	60"	422	486	534	611	665	796	962	1110	1331	
	66"	434	501	552	628	683	820	992	1145	1369	
	72"	454	526	583	663	724	870	1053	1215	1449	
	78"	465	538	598	680	744	895	1081	1248	1485	
	84"	473	550	611	695	760	915	1106	1278	1520	
	90"	500	582	649	738	808	975	1174	1356	1609	
	96"	512	595	664	758	830	1000	1203	1389	1648	
	102"	520	606	677	773	847	1020	1230	1419	1682	
108"	541	632	707	809	888	1071	1290	1490	1762		
114"	549	642	720	823	905	1092	1315	1520	1796		
120"	557	654	733	839	922	1114	1341	1549	1831		

Dynasty 2

		Lhasa		Meteor		Ningxia		Prarie		Techno	
		Width	24"	30"	36"	42"	48"	60"	72'	84"	96"
Length to:	36"	400	455	500	570	618	743	899	1037	1252	
	42"	414	472	519	594	645	774	938	1080	1301	
	48"	427	487	536	614	668	803	973	1121	1346	
	54"	458	523	579	663	722	870	1051	1213	1448	
	60"	469	539	596	682	746	899	1086	1253	1496	
	66"	483	558	620	705	772	930	1125	1299	1546	
	72"	507	587	654	746	817	989	1195	1381	1640	
	78"	520	603	674	768	843	1021	1231	1423	1687	
	84"	533	618	691	788	865	1050	1267	1464	1735	
	90"	564	655	734	838	920	1116	1345	1555	1837	
	96"	578	672	755	863	949	1148	1382	1598	1887	
	102"	589	688	771	884	972	1178	1417	1639	1933	
108"	613	717	807	924	1019	1237	1487	1720	2026		
114"	624	731	824	945	1042	1265	1521	1761	2072		
120"	636	745	841	965	1066	1294	1558	1802	2120		

Dynasty 3

		Hampton		Tibet							
		Width	24"	30"	36"	42"	48"	60"	72'	84"	96"
Length to:	36"	414	474	521	597	648	778	942	1086	1306	
	42"	433	494	546	626	680	818	990	1141	1367	
	48"	446	513	568	651	710	855	1035	1192	1426	
	54"	478	550	610	700	766	922	1112	1282	1528	
	60"	493	569	632	725	794	958	1155	1333	1586	
	66"	511	591	659	753	825	997	1203	1390	1649	
	72"	534	621	693	794	872	1053	1272	1469	1740	
	78"	550	640	718	821	903	1094	1319	1523	1802	
	84"	566	659	739	847	932	1131	1362	1574	1860	
	90"	596	696	783	895	987	1197	1440	1665	1962	
	96"	614	718	808	926	1021	1237	1487	1719	2024	
	102"	628	736	829	952	1051	1273	1532	1771	2083	
108"	651	765	864	992	1096	1330	1600	1850	2173		
114"	666	784	887	1018	1126	1367	1644	1902	2232		
120"	681	801	908	1043	1155	1403	1688	1953	2292		

Dynasty 4

		Chelsea		Havana		Sand Dune		Seawave			
		Width	24"	30"	36"	42"	48"	60"	72'	84"	96"
Length to:	36"	435	501	553	634	691	832	1005	1159	1389	
	42"	458	526	583	670	732	881	1065	1229	1467	
	48"	477	550	612	703	770	929	1122	1296	1543	
	54"	508	587	655	753	825	997	1201	1387	1646	
	60"	528	611	684	786	863	1045	1258	1454	1722	
	66"	549	639	718	822	904	1095	1321	1526	1803	
	72"	573	669	753	862	951	1152	1390	1607	1895	
	78"	593	695	784	898	990	1204	1449	1675	1974	
	84"	613	719	811	931	1028	1250	1506	1742	2050	
	90"	645	757	856	981	1084	1318	1585	1834	2154	
	96"	666	784	888	1019	1127	1369	1646	1904	2233	
	102"	685	807	915	1052	1165	1417	1703	1971	2308	
108"	709	837	950	1093	1212	1475	1773	2052	2402		
114"	728	861	978	1126	1249	1523	1829	2118	2478		
120"	747	884	1007	1159	1288	1570	1886	2185	2554		

Dynasty 5

		Classic Braid		Comoros		Crosswave		Senegal			
		Width	24"	30"	36"	42"	48"	60"	72'	84"	96"
Length to:	36"	502	582	651	748	822	995	1200	1390	1651	
	42"	532	618	694	799	879	1065	1287	1487	1761	
	48"	559	652	734	846	933	1133	1367	1582	1870	
	54"	598	700	790	911	1006	1222	1472	1703	2007	
	60"	626	733	831	958	1059	1289	1554	1797	2115	
	66"	655	772	877	1008	1116	1359	1638	1897	2227	
	72"	687	813	924	1063	1180	1439	1734	2008	2354	
	78"	717	848	967	1113	1236	1510	1817	2105	2464	
	84"	744	882	1008	1160	1290	1577	1898	2199	2573	
	90"	783	931	1064	1224	1363	1666	2003	2321	2710	
	96"	813	968	1107	1276	1421	1736	2087	2419	2821	
	102"	840	1001	1148	1324	1475	1804	2167	2514	2929	
108"	872	1041	1197	1379	1539	1883	2263	2625	3056		
114"	899	1075	1236	1427	1592	1951	2344	2720	3165		
120"	927	1108	1277	1474	1646	2018	2425	2813	3273		

\* Any orders with a product over 90" width will have an additional oversized fee. See full shipping policy for details.

Galaxy Patterns Price Charts

Galaxy 1

Argos Kyoto Zagoli Sienna

Width	24"	30"	36"	42"	48"	60"	72'	84"	96"
Length to: 36"	323	368	399	454	493	585	712	821	1001
42"	330	375	407	464	504	599	728	838	1019
48"	334	380	413	471	513	609	740	852	1035
54"	359	410	448	511	558	665	807	929	1122
60"	363	415	454	518	566	675	819	943	1139
66"	374	429	469	532	577	687	835	962	1159
72"	394	454	500	568	617	738	896	1033	1240
78"	400	461	508	577	627	751	910	1049	1258
84"	404	467	514	584	635	761	922	1064	1274
90"	429	497	549	625	681	818	988	1140	1361
96"	436	505	558	637	694	831	1004	1158	1381
102"	441	510	565	644	702	841	1016	1172	1397
108"	461	536	595	679	743	891	1076	1242	1477
114"	465	541	601	687	751	902	1089	1257	1494
120"	469	546	607	694	759	912	1101	1271	1510

Galaxy 2

Aris Bamboo Harvest Edessa Cream

Mesabi White

Width	24"	30"	36"	42"	48"	60"	72'	84"	96"
Length to: 36"	335	382	416	474	514	611	743	857	1043
42"	343	391	426	486	528	628	764	879	1067
48"	348	398	434	496	539	642	780	899	1089
54"	375	430	471	539	587	701	850	980	1181
60"	380	436	479	548	598	715	867	999	1203
66"	390	450	495	563	611	731	887	1023	1229
72"	412	477	527	600	654	784	952	1099	1315
78"	420	486	538	612	667	801	970	1120	1338
84"	425	493	546	621	678	815	987	1139	1360
90"	452	525	583	664	726	874	1057	1220	1453
96"	460	535	594	679	742	891	1076	1242	1478
102"	466	542	603	689	753	905	1093	1262	1499
108"	487	569	635	726	796	959	1157	1337	1585
114"	493	576	643	736	807	972	1173	1356	1607
120"	498	582	651	745	818	986	1190	1375	1629

Galaxy 3

Lulea

Width	24"	30"	36"	42"	48"	60"	72'	84"	96"
Length to: 36"	378	430	471	537	582	698	843	973	1171
42"	392	446	489	559	606	727	879	1013	1216
48"	403	459	505	578	628	754	911	1051	1259
54"	431	493	545	623	678	816	983	1134	1354
60"	442	507	561	642	700	843	1016	1172	1396
66"	456	525	582	662	723	871	1052	1214	1443
72"	477	552	614	700	766	925	1116	1289	1529
78"	490	567	632	721	790	955	1150	1329	1574
84"	501	581	648	739	811	982	1182	1366	1617
90"	529	615	687	784	861	1043	1255	1450	1711
96"	543	631	707	808	888	1073	1290	1490	1757
102"	554	645	723	827	909	1100	1322	1528	1800
108"	575	672	755	865	952	1153	1386	1603	1886
114"	586	685	771	883	974	1180	1418	1640	1929
120"	597	698	787	902	995	1207	1451	1678	1971

Galaxy 4

Arroyo Avedon Essex Hudson

Lakeshore Luxor Lyon

Sanoma Serenity Timmins

Width	24"	30"	36"	42"	48"	60"	72'	84"	96"
Length to: 36"	421	481	530	606	659	791	958	1105	1329
42"	439	502	554	635	692	831	1007	1160	1391
48"	454	521	577	661	722	869	1052	1213	1451
54"	486	559	620	711	778	937	1131	1305	1555
60"	501	577	643	738	808	974	1176	1357	1615
66"	519	601	670	766	840	1014	1225	1415	1679
72"	542	630	705	807	886	1072	1295	1496	1773
78"	559	651	730	835	918	1113	1342	1551	1835
84"	574	670	752	861	948	1150	1387	1603	1895
90"	606	708	796	911	1004	1218	1467	1695	1998
96"	624	730	822	943	1039	1259	1515	1751	2061
102"	639	748	844	969	1069	1296	1560	1803	2121
108"	662	777	879	1010	1116	1355	1630	1885	2215
114"	677	796	902	1036	1146	1392	1675	1937	2275
120"	692	815	924	1062	1176	1430	1720	1990	2335

Galaxy 5

Amour Wheat Bengali Boras Snow

Chatou Dawson Giza

Goya Kingston Zaria

Width	24"	30"	36"	42"	48"	60"	72'	84"	96"
Length to: 36"	448	515	569	652	712	857	1036	1197	1434
42"	471	541	601	690	754	909	1100	1269	1515
48"	490	566	631	724	794	959	1159	1338	1594
54"	523	605	676	776	851	1029	1242	1433	1702
60"	543	630	706	811	891	1079	1301	1502	1781
66"	566	660	740	847	933	1130	1364	1577	1864
72"	590	690	777	890	981	1191	1437	1662	1961
78"	612	717	808	926	1023	1243	1498	1733	2042
84"	632	741	838	961	1062	1293	1558	1802	2121
90"	664	781	883	1013	1120	1363	1640	1897	2229
96"	687	808	916	1053	1165	1415	1703	1969	2311
102"	707	833	945	1087	1204	1465	1762	2039	2390
108"	731	864	982	1130	1253	1526	1835	2123	2487
114"	751	888	1012	1164	1292	1575	1894	2193	2566
120"	771	913	1041	1199	1332	1624	1953	2262	2645

Galaxy 6

Kuwada Mocton Surroy

Winnipeg Zeffa

Width	24"	30"	36"	42"	48"	60"	72'	84"	96"
Length to: 36"	516	600	672	772	848	1027	1241	1435	1707
42"	547	637	716	824	907	1101	1329	1537	1821
48"	575	672	758	873	963	1171	1414	1635	1933
54"	617	722	816	940	1039	1263	1523	1761	2077
60"	645	757	859	989	1095	1334	1607	1859	2189
66"	676	797	906	1040	1153	1406	1695	1963	2305
72"	709	839	955	1098	1219	1489	1794	2079	2438
78"	739	876	999	1149	1277	1562	1881	2179	2552
84"	767	911	1041	1199	1334	1632	1965	2277	2664
90"	809	961	1100	1266	1409	1725	2074	2403	2807
96"	840	1000	1145	1320	1470	1798	2161	2504	2923
102"	868	1035	1187	1369	1526	1868	2245	2603	3035
108"	901	1076	1237	1427	1593	1951	2345	2719	3167
114"	929	1111	1279	1476	1649	2021	2429	2817	3280
120"	958	1146	1321	1525	1705	2091	2513	2915	3392

\* Any orders with a product over 90" width will have an additional oversized fee. See full shipping policy for details.

### Material and Characteristics

- Designer Natural Shades are an aesthetic collection of natural woods, bamboos, jutes, grasses and reeds harvested from nature.
- **Each season's harvests are a celebration of unique textures, colors and striations that develop in nature.**
- Natural materials are subject to variances in color, grain, texture and warpage that are inherent qualities in all-natural fibers.
- These variances are not manufacturing defects. The beauty of Designer Natural Shades lies in the distinctive irregularities of the slats and reeds.

### Color Variations

- Even though rigid quality standards are maintained, the factory cannot guarantee exact color matches in each of the collections.
- Variations in color are natural and will be especially visible in lighter colored fibers.
- Variations in color will occur and are not manufacturing defects.
- Over time, the color of Designer Natural Shades will soften in the sun, exposing the beauty in mild tones.
- To avoid color variations that may occur between dye lots, it is highly recommended that multiple shade orders of the same pattern be placed at one time. This will lower the possibility of color variation due to different paints and stains.
- CACO is not responsible for variances in color for orders of the same pattern ordered at different times.
- Availability of colors is subject to change without notice.

### Stretching, Shrinking, Cracks

- Woven wood fabric can be affected by temperature and humidity changes, which can shrink the material.
- Shipping and handling may also cause a slight change in shade lengths.
- Note: Material stretching or shrinking may become more noticeable on inside mount shades where exact lengths are more critical.
- Bamboo matchsticks tend to stretch after installation.
- Finished edges of bamboo and large reeds may crack after cutting and assembly due to the inherent property of natural materials.
- Finished shade height may vary in exact dimension fails in the middle of a wide slat.
- Finished shade height may have a tolerance of + or - 1"

### Ordering Process

Orders can only be accepted email or fax and submitted using the following order forms: Designer Natural Woven Wood Shade, or Hobbled Valance only. For your convenience, a copy is printed on the last pages of this book. You may also go to [cacoinc.com](http://cacoinc.com) and download a pdf on which your order may be entered, saved and emailed. When faxing it is important to note the number of pages of your order, including the cover sheet to ensure that no pages will be missing. Please fully complete the form, any omission of pertinent information will only delay your orders manufacturing time.

### Changes

In the event that you wish to add to your original order, it is possible, as long as it is within 24 hours after the order was placed. You will be required to submit changes in writing and must be signed by a person of authority indicating the items you wish to add or change. No verbal requests can be made. You will need to refer to the original P.O. number and indicate clearly the additions or changes you're requesting. Addresses may not be changed after the 24 hours period.

### Cancellations

Cancellations or changes require an immediate response and can only take within 24 hours of order submittal. You must first identify your P.O. number or side mark and then state the cancellation or change. Cancellations must be faxed or emailed in writing only, no verbal requests can be accepted.

### Shipping and Handling

Before accepting any shipments, please examine each carton carefully. If shipment shows any signs of mistreatment or damage, i.e., wheel marks, crushed or bent cartons note this on the bill of lading and have the driver sign it and note damage. It is imperative that you count all cartons prior to signing the bill of lading; any shortages must be noted on the bill of lading with the driver's signature. Please open examine products upon receipt and notify CACO of any damages or losses within one week of receipt. We will require that photos of any damage be emailed to [customerservice@cacoinc.com](mailto:customerservice@cacoinc.com).

### Defective Merchandise

All manufacturing defects must be reported within one week of receipt of shades. We require photos prior to the return of defective shades prior to repair or replacement.

### Repair or Alterations

If a repair or alteration is needed, please contact CACO for more details prior to return for repair. Repairs should be carefully packaged. Products mishandled or received in poor condition will be returned back to the customer.

### Warranty, Care and Maintenance

We are proud to offer a three-year warranty for components and one year for products to our customers. Each shade undergoes careful inspection before being sent out to our customers. Under normal and proper use, three-year limited warranty applies such shades are free from defects due to faulty workmanship or materials. This warranty is not applicable to accidents, alteration, abuse, misuse, misapplication or failure to follow instructions or defects due to faulty installation. For claims covered during the warranty period, product will be replaced or repaired free of charge.

Natural conditions such as color variance and fading due to sun exposure, slats / reed warpage from high humidity, as well as stretching and shrinking of shades due to temperature and humidity, are excluded from the warranty. This warranty does not cover liability for loss, damage or injury, direct or consequential, arising out of the use or inability to use the product. Warranty does not cover labor on location, service calls, reinstallation or expenses involved in shipping, packaging and returning merchandise unless authorized.

#### Care and Maintenance

Woven wood shades are easy to maintain and are extremely durable. Raising and lowering shades periodically aids in reduction of dust accumulation. Or simply vacuum with a soft brush attachment. In high traffic areas, you may want to scotch guard your shades with 3M Scotch Guard spray for added stain protection. The functional lifetime of the operation hardware is far greater than normally needed.